

## Right Angle Bow & Stern Thrusters


*NAIAD<sup>®</sup> Right Angle Thrusters are proven in demanding commercial, military and luxury yacht applications around the world. Either hydraulic motor or AC electric motor drive packages. Thruster gear sets available for both 50 and 60 Hertz applications. Integrated Hydraulic Systems tailored to suit the needs of any vessel.*

### Thruster Features


- ✓ Robust, heavy duty, match-ground spiral bevel gears for quiet operation and maximum thrust.
- ✓ CNC manufactured, assembled and tested in our own ISO 9001:2015 certified facility.
- ✓ Available with powerful four-blade Kaplan style propellers, or highly skewed seven-blade propellers for efficient yet quiet operation.
- ✓ Thruster housings in Stainless Steel for fiberglass hulls, Steel for steel hulls and Aluminum for aluminum hulls for the best in marine corrosion resistance.
- ✓ Precision machined saddle provides a solid, leak-proof interface for the thruster housing, and a robust, precise mounting surface for the electric or hydraulic drive motor.
- ✓ Assembly is lubricated via a vented header tank located above the waterline to maintain positive pressure in the thruster. In addition, durable dual seawater shaft seals ensure water-tight integrity and longevity.



Seven Blade Propeller



Stainless steel saddle thru-bolted in GRP tunnel. Saddles of matching material are welded into metal tunnels.



Precision Match Ground Spiral Bevel Gears



Four Blade Kaplan Style Propeller

## Specifications

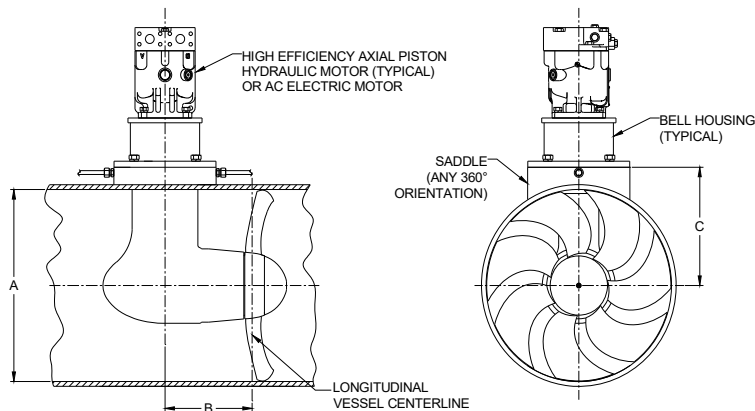
Model	Tunnel I.D. Inches (mm)	Shaft Power HP (kW)	Propeller Thrust* Pounds (kN)	Drive Options Hydraulic / Electric
12	12 (305)	30 (22)	640 (2.85)	Yes / Yes
16	16 (406)	60 (45)	1280 (5.69)	Yes / Yes
20	20 (508)	80 (60)	1855 (8.25)	Yes / Yes
24	24 (610)	110 (82)	2360 (10.50)	Yes / Yes
30	30 (762)	200 (150)	4390 (19.51)	Yes / Yes
36	36 (915)	300 (215)	6290 (27.98)	Yes / Yes

\*Actual thrust recorded in a comprehensive in-water test program.

## Dimensions

Inches (mm)

Model	A	B	C
12	12 (305)	7.9 (201)	7.6 (192)
16	16 (406)	8.5 (215)	9.6 (242.8)
20	20 (508)	10.1 (256)	12.3 (313)
24	24 (610)	10.6 (270)	14.8 (376)
30	30 (762)	18.1 (459)	20.3 (516)
36	36 (915)	20.4 (518)	21.5 (545)




All information is accurate at time of printing. Specifications and dimensions are subject to change due to product improvements.

## Reliable Digital Controls

Single-stage or fully variable (proportional) controls. Proportional configuration permits the output of the thruster to be throttled by the operator and features a PLC (Programmable Logic Controller) specifically programmed for the application. Controls are housed in a single, durable enclosure for ease of installation. Easily fitted with numerous joystick controls. Most Naiad thrusters are powered by a Naiad Integrated Hydraulic System (IHS). The PLC is easily configured to control many ancillary hydraulic shipboard systems.



Spring Centered  
or Put & Stay



## Outstanding Service and Support

Naiad Dynamics stands behind every system sold with its superb Limited Warranty. NAIAD® products are supported worldwide by our seven sales and service centers and mobile fleet, and by our comprehensive Authorized Dealer Network with locations in key regions for fastest response and guaranteed satisfaction. Spare parts are usually in-stock and ship within 24 hours, and our state-of-the-art in-house manufacturing facility ensures quick turnaround on parts throughout the life of the system.

### NAIAD DYNAMICS US, INC.

Connecticut, USA  
+1 203 929 6355

Maryland, USA  
+1 301 690 2010

Florida, USA  
+1 954 797 7566

### NAIAD DYNAMICS UK LIMITED

Southampton, England  
+44 (0) 2392 53 9750

### NAIAD DYNAMICS HOLLAND, BV

Maastricht, Netherlands  
+31 (0) 43 604 9200

### NAIAD DYNAMICS FRANCE SARL

La Ciotat, France  
+33 (0) 486 06 00 05

### ND ASIA PACIFIC PTY. LIMITED

Perth, Australia  
+61 (0) 451 699 676



www.naiad.com  
sales@naiad.com

**NAIAD DYNAMICS: The Science of Ship Motion Control®**