

# SUNSHADE SYSTEM

Self-tensioning, free-standing and user-friendly system adapts to numerous application requirements, offering more complete coverage in comparison to traditional shades!



INSTRUCTIONS

Typical installation will include four base sockets, four poles, and a single piece of fabric.  
(The fabric is not supplied by Marine Town.)

They should be installed in a four-corner pattern with 15° pointed 45° outward and opposing on all four corners. (Fig. 1)  
It is important to have the sockets aligned properly to give the top a necessary tension which also secures the poles in the sockets without using pins or other fasteners.

For different boat models, please refer to Fig. 2 and Fig. 3.

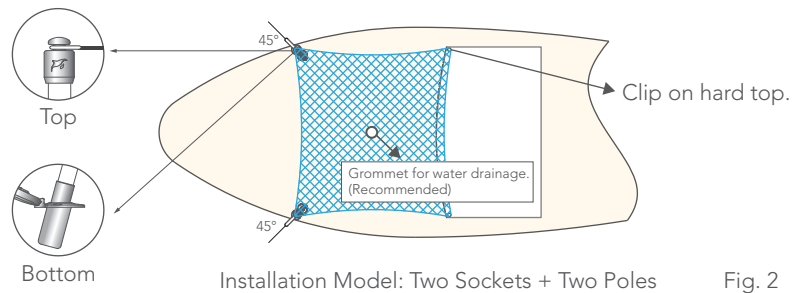
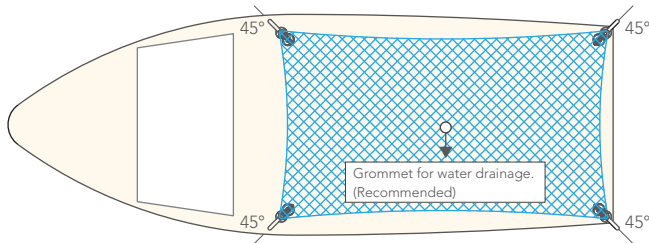
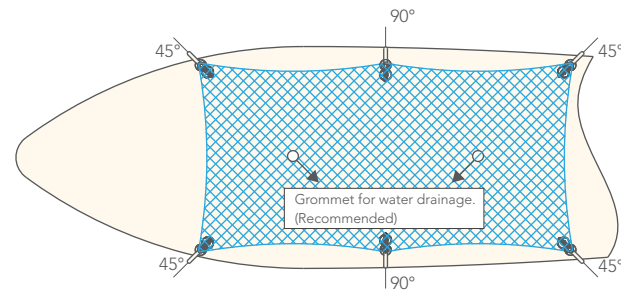


Fig. 2



Installation Model: Four Sockets + Four Poles Fig. 1



Installation Model: Six Sockets + Six Poles Fig. 3

RECOMMENDATION FOR FABRIC

1. Measure center to center of the socket holes which leaves the canvas smaller than the outmost points of poles. (Fig. 4)

2. Fabric cutout recommendation:  
center to center size + 2  $\chi$   
Please refer to the chart and Fig. 5.  
Fold over each side and sew for reinforcement.  
Sew in a welded D ring with  $\varnothing$  4mm(3/16").

Item No.	A	B	Folded Fabric Size ( $\chi$ )
0506851	1215(47-13/16")	303(11-15/16")	$\chi = 25.4(1")$
0506852	1372(54")	357(14-1/16")	$\chi = 53.4(2-1/8")$
0506853	1535(60-7/16")	386(15-3/16")	$\chi = 82.5(3-1/4")$
0506854	1700(67")	440(17-5/16")	$\chi = 113(4-7/16")$
0506855	1845(72-5/8")	466(18-3/8")	$\chi = 139.7(5-1/2")$
0506856	2000(78-3/4")	518(20-3/8")	$\chi = 169.2(6-11/16")$

Unit: mm

3. Recommend installation of a grommet for water drainage if the fabric is not effective in enabling water to penetrate.

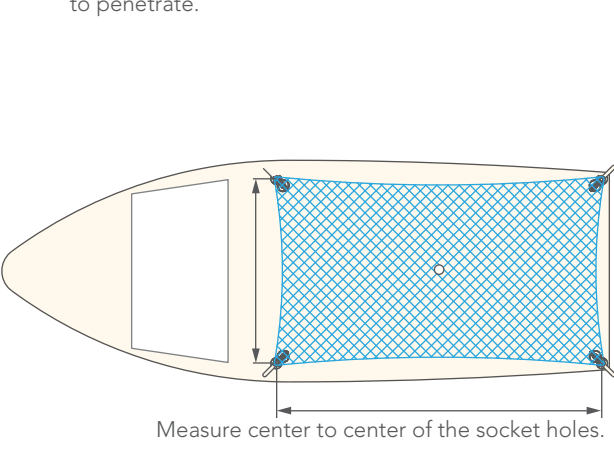


Fig. 4

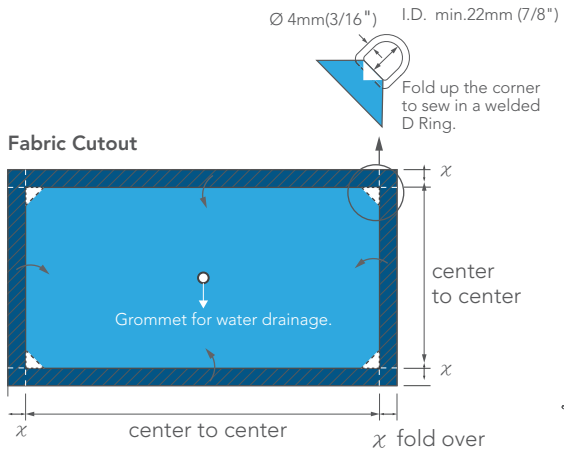


Fig. 5

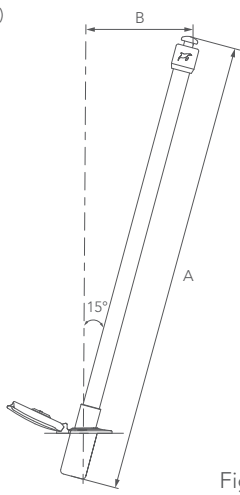


Fig. 6

LIMITED WARRANTY

Marine Town warranty only covers the sockets and poles. Top canvas is not covered under warranty. Please be cautious of the below instructions.

1. Do not use underway.
2. To prevent potential damage, avoid tensioning poles beyond a 15-degree angle. (Fig. 6)
3. Do not use sunshade system when it rains.
4. The finish of the pole is carbon fiber which can conduct electricity. Caution must be used near power or lightning.
5. Prolonged exposure to direct sunlight may result in discoloration of poles.
6. For capped socket applications, consistent maintenance is required to keep the insides dry and avoid product rusting.
7. For optimal performance of the adjustable sunshade pole, a minimum working length of 1215mm (47-13/16"), indicated by the orange line is recommended.



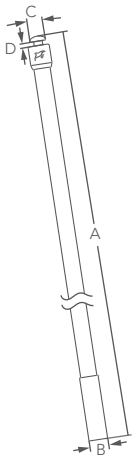
The Marine Town Sunshade System should not be modified or otherwise amended without the express permission, in writing, of Marine Town Inc. Improper use of mounting sockets, adapters or other hardware may lead to injury of the user or damage to the vessel. In such cases, without documentation of expressed recommendation by Marine Town, our company accepts no responsibility or liability. Warranty period is one year from the original purchase date. If the product is not covered under warranty, the cost of repair will be charged. Warranty service does not extend to product repurchased from another seller or from a third party or any product defect resulting from Force Majeure, accident, or abuse.

# SUNSHADE POLE



Fiberglass With Carbon Fiber & Stainless Steel 316

- Quality carbon fiber finish on each pole.
- Compatible with any customized canvas.
- To prevent potential damage, avoid tensioning poles beyond a 15-degree angle.



Bulk No.	A mm	B mm	C mm	D mm
0506851	1215(47-13/16")	22(7/8")	18(11/16")	5(3/16")
0506852	1372(54")	22(7/8")	18(11/16")	5(3/16")
0506853	1535(60-7/16")	22(7/8")	18(11/16")	5(3/16")
0506854	1700(67")	22(7/8")	18(11/16")	5(3/16")
0506855	1845(72-5/8")	22(7/8")	18(11/16")	5(3/16")
0506856	2000(78-3/4")	22(7/8")	18(11/16")	5(3/16")



## SUNSHADE SOCKET STUD TYPE



0806868



0506867



0806868-9

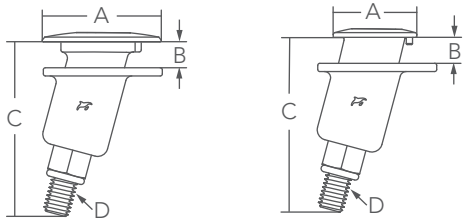


0506867-8

### Stainless Steel 316

- Designed with a 15° angle to create self-tensioning of poles, ensuring secure installment.
- Self-draining design incorporates a threaded barb for 1/2" draining hose.
- Included seal gasket eliminates the need for caulking.
- Wider backing cup distributes stress over a larger area when in use.
- 0506867 & 0506867-8: Small face with low profile, ideal for boats with narrow gunnels. Requires a 28mm (1-1/8") installation hole with a 15° angle and notch hole.
- 0806868 & 0806868-9: Wider flange provides better coverage of the installation hole. Requires a 35mm (1-3/8") installation hole and notch hole.
- Shallow backing cup is designed to accommodate thick laminate installation sites.
- Stainless steel 304 locking nut is included.

PATENTED



Bulk No.	Face Size	Backing Cup	A mm	B mm	C mm	D
0506867	Small	Standard	40(1-9/16")	13~22(1/2"~7/8")	85(3-3/8")	1/2"-13
0506867-8	Small	Shallow	40(1-9/16")	27~36(1-1/16"~1-7/16")	85(3-3/8")	1/2"-13
0806868	Big	Standard	58(2-1/4")	13~22(1/2"~7/8")	85(3-3/8")	1/2"-13
0806868-9	Big	Shallow	58(2-1/4")	26~36(1"~1-7/16")	85(3-3/8")	1/2"-13

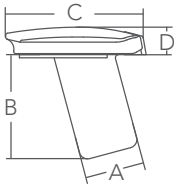



## SUNSHADE SOCKET W/ CAP



- Stainless Steel 316**
- Designed with a 15° angle to create self-tensioning of poles, ensuring secure installment.
  - Anti-rattle design incorporates a rubber bushing under the cap hinge to ensure that the cap stays in the open or closed position underway.
  - Cap is designed to prevent water flowing directly into the socket. However, this socket is not self-draining and must be maintained to prevent corrosion and rusting that may result from sitting water.
  - Requires a 28mm (1-1/8") installation hole with a 15° angle.
  - Included U-shaped backing plate is required for installation and must be thru-bolted to prevent vessel damage or injury.
  - Screw size M5 or #10.
  - Stainless steel 304 spacer and locking nut are included.

PATENTED



Bulk No.	A mm	B mm	C mm	D mm
0506865	28(1-1/8")	49(1-15/16")	67(2-5/8")	13(1/2")

## SUNSHADE POLE CLICK ADAPTER FOR ROD HOLDER 2"

- Nylon & Stainless Steel 316**
- 0706869: Adapter fits easily into standard 2" rod holders, adding versatility to sunshade application.
  - 0906870: Compatible with Mate Series 2" fishing rod holders.
  - Excellent for fishing boats with limited installation space for standard sunshade sockets.
  - Ball detent is included to make sure the pole stays in adapter.
  - Coarse exterior for additional friction and security inside the rod holder.



Bulk No.	A mm	B mm	C mm
0706869	175(6-7/8")	40(1-9/16")	22(7/8")
0906870	175(6-7/8")	38.4(1-1/2")	22(7/8")


# SUNSHADE SOCKET RAIL MOUNT



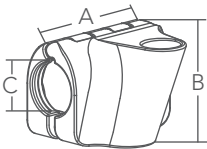
0506863

## Stainless Steel 316 & Rubber

- Sockets should be installed where supports meet the horizontal rail to ensure stability and prevent movement and turning underway.  
Sockets should be installed facing the outside of the boat.
- Designed with a 15° vertical angle combined with an outboard angle pointing away from the bow/stern to create a self-tensioning system.
- 0506861/3: Fits 32mm (1-1/4") horizontal rail and 25.4mm (1") support rail.
- 0906771/3: Fits 30mm (1-3/16") horizontal rail and 25.4mm (1") support rail.
- Self-draining design.
- 1/4" -20 Allen screws are included.



Bulk No.	A mm	B mm	C mm
0506861	80(3-1/8")	61(2-3/8")	32(1-1/4")
0506863	80(3-1/8")	61(2-3/8")	32(1-1/4")
MOQ 0906771	80(3-1/8")	64(2-1/2")	30(1-3/16")
MOQ 0906773	80(3-1/8")	64(2-1/2")	30(1-3/16")



OPTIONAL ACCESSORIES



0618004



8631407

Fit Ø18.5mm  
Sunshade Pole



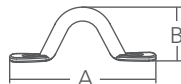
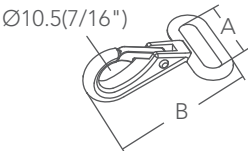
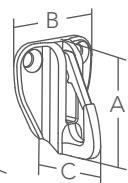
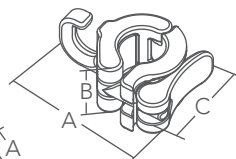
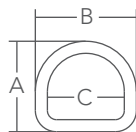
0906876



8928263



2110014-8



Stainless Steel 316

- 0618004: A welded D-ring sewn into fabric for fastening is recommended.
- 8631407 is sold in pairs.
- 0906876: Designed to adjust the height of top canvas due to different sunshine angle. 1mm and 1.5mm spacers are included to slightly adjust the tightness of clamp.
- Screw size of 8631407 and 2110014-8: M4 or #8, must be thru-bolted to prevent vessel damage and/or injury.
- 8928263: Stainless steel 304 spring and pin are included.

Bulk No.	Description	A mm	B mm	C mm	Ø mm
0618004	Welded D Ring	30(1-3/16")	33.5(1-5/16")	25.5(1")	4(3/16")
0906876	Quick Release Hook	60(2-3/8")	24(15/16")	41(1-5/8")	-
8631407	Snap Hook	38(1-1/2")	33(1-5/16")	24(15/16")	-
8928263	Heavy Duty Webbing Snap Hook	26(1")	50(2")	-	-
2110014-8	Eye Strap	61(2-3/8")	22(7/8")	-	6(1/4")

