




Product Guide



www.oaklands-group.com

About Us

Oaklands Group is an established market leading brand that designs and manufacturers an extensive range of products into the Construction, Traffic Management, Utility, Rail and Hire industries. All our products are distributed via our approved stockists that are based in the UK, Europe, and the rest of the world.

Based centrally in the Midlands for over 25 years we have extensive manufacturing capabilities in rotational moulding, blow moulding, compression moulding and steel processing that has enabled us to produce established and market leading products in the following product categories.

Light Duty Water Filled Barriers
Heavy Duty Water Filled Barriers
Chapter 8 Barriers
Track Barriers
Pedestrian Barriers
Fencing & Gate Systems
Ballast Systems & Support Blocks
Building & Construction Products (Mortar Tubs, Rubbish Chutes, Spill Pallets & Rota Trolleys)
Industrial Safety Products (Personnel Barrier & Column Protectors)
Wheeled Bins & Litter Bins
Grit Bins & Salt Spreaders
Water Storage Products

Custom Moulding is also a service offered by Oaklands Group providing the opportunity to manufacture all types of products in large volumes via our manufacturing facilities. Our in-house technical and sales team can also assist with design, CAD, prototyping, and testing with quality at the forefront of everything we produce.

A little help to guide you through



Colour Option



Bespoke - Can be manufactured to specific sizes/requirements



Personalisation Available



Our commitment to the continual development of our products may mean from time to time that the design, colour or price could be subject to change.



Contents

Safety Barriers –

Road & Track Barriers, Pedestrian Barriers,
Site & Heavy – Duty Barriers,
Crash Tested Barrier, Steel Barriers,
Goal Post Site Barrier

Page 1 – 21

Traffic Management –

Pedestrian Aids, Traffic Calming,
Hazard Awareness

Page 22 – 24

Car Park & Vehicle Barriers –

Parking Bay Guides, Car Park Security

Page 25 – 27

Fencing Systems & Support Blocks –

Fence Solutions , Fence Support Blocks
Hoardplas™, Rota Hoard

Page 28 – 35

Site Hygiene & Sanitation

Oakpoint, Washpoint, Sanipost

Page 36 – 38

Building & Construction Supplies –

Mortar Tubs, Builders Equipment,
Materials Handling, Rubbish Chutes

Page 39 – 46

Industrial Safety –

Machine & Premises Guards, Storage Cages,
Spill Management, Fire Safety Accessories

Page 47 – 58

Materials Handling –

Trolleys & Bottle Trucks, Recycling Trolleys

Page 59 – 62

Waste Management & Litter Bins –

Wheeled Bins, Litter Bins, Internal Waste

Page 63 – 68

Grit Bins & Winter Essentials –

Grit Bins, Winter Accessories

Page 69 – 71

Water Storage –

Water Storage, Water Butts

Page 72 – 74

Safety Barriers

Our extensive range of safety barriers have been specifically designed to provide maximum strength and protection.

Manufactured with prime materials our barriers are built for resilience, offering the user continued and reliable service.

Our barrier ranges are versatile and can be used to prevent unauthorised access to site, to safely define a site boundary or to direct traffic flow.

Making our barriers an ideal choice when looking to comply with health and safety regulations (CDM 2015).

So, whether you are looking for a water filled road barrier, a temporary pedestrian barrier or a tried and tested crash barrier like the RB22™, we have a safety barrier system for you.

A range of accessories are also available for most of our barrier ranges to allow you to get the most out of our products.



Novus Barrier



Firmus Barrier



RB22 Crash Tested Barrier

. The Construction (Design and Management) Regulations 2015 (CDM 2015) legislate that all construction projects, from concept to completion must comply with the law to ensure the required health and safety measures are upheld.



Road & Track Barriers

Evo Barrier

The Evo Barrier range consists of three design sizes - Evo 1, Evo 1.5 and Evo 80, all fully interlocking and versatile. For stability and strength, extra weight is added to the barriers by being water or sand filled.



Assembled with ease the Evo will create a solid wall, leaving no gaps when linked together.

Manufactured from prime UV stabilised polyethylene for lasting and reliable service.



WIND SPEED TEST

3 x Evo 1 barriers (water filled to fill line) with mini mesh panels, withstood wind speeds of up to 55 mph. No barrier failed at this speed.

The Evo range is fully stackable for stress free storage and transportation.

PRODUCT	LENGTH	WIDTH	HEIGHT	PALLET QTY	PLT QTY PER FULL LOAD
EVO 1	1000 mm	400 mm	555 mm	21	24
EVO 1.5	1500 mm	400 mm	555 mm	21	24
EVO 80	1200 mm	400 mm	800 mm	12	12



Evo Angle

The Evo Angle works in conjunction with the Evo 1 and Evo 1.5 barrier range. It can be used to form both left and right corners, creating a complete, gap free no entry zone.

The angle will also accommodate our additional panel systems.

LENGTH	WIDTH	HEIGHT
430 mm	580 mm	555 mm



Evo Accessories

The Evo accessory range has been designed and manufactured to work in conjunction with all Evo sizes.
So, if its added height you would like or increased visibility, we have the solution.

Accessory Options

- . Reflective post & plank (chapter 8 compliant)
- . Mini mesh panel
- . Mini mesh reflective panel (chapter 8 compliant)

Euro Barriers

The Euro range of barriers are a taller and wider alternative to the Evo Barrier, offering a more heavily ballasted system.
Available in two lengths - 1 metre and 2 metre the Euro Barrier can be water filled or sand filled, a feature it shares with the Evo.

Manufactured from prime UV stabilised polyethylene for strength and reliability. The Euro Barrier can be deployed with ease, requiring no heavy lifting equipment and can be stacked for storage and transportation.

PRODUCT	LENGTH	WIDTH	HEIGHT	PALLET QTY	FULL LOAD QTY
EURO 1M	1000 mm	550 mm	650 mm	12	384
EURO 2M	2000 mm	550 mm	650 mm	12	192

Accessory Options

- . Reflective post & plank (chapter 8 compliant)
- . Mini mesh panel
- . Mini mesh reflective panel (chapter 8 compliant)




Mini Mesh Panel



Reflective Post & Plank



Track Barriers



Our unique track barrier systems are an attractive alternative to tyres or wooden fencing around race tracks, conveying a safe and professional image. The variable height systems offer total versatility in the formations they can create. S-shapes, circles, right angles, straight runs, clockwise and anticlockwise turns, can all be achieved with our systems. In any formation our track barrier systems remain interlocked without gaps, providing a solid track wall for maximum rider and spectator safety. Our systems can be used on both indoor and outdoor tracks, for either permanent or temporary use. Produced using prime UV stabilised polyethylene, our barriers will provide a durable and reliable system which can be personalised with advertising for maximum exposure.

. Buffer strips can be added for extra protection.

COLOUR OPTION AVAILABLE



PRODUCT	LENGTH	WIDTH	HEIGHT
RB500™	1350 mm	400 mm	300 mm
RB1000™	1000 mm	400 mm	500 mm
RB1300™	1300 mm	330 mm	360 mm
RB1500™	1500 mm	400 mm	500 mm

Accessory Options

- . 45° Bend
- . End stop
- . Plank adapter



End stop

45° Bend



Pedestrian Barriers

Firmus Barrier

The Firmus Barrier is a 2 metre (working length) pedestrian barrier. With a height of 1 metre and produced from prime UV stabilised polyethylene, it offers a reassuring presence to any site or walkway. Creating a highly visible, protective wall for pedestrians the Firmus will also alert motorists to take caution approaching a hazardous zone. It can be deployed with ease in either a straight line or angled to accommodate more irregular excavations. A link pin designed connection allows the Firmus to adapt to uneven surfaces, kerbs or slopes without compromising on stability. The option of anti-trip feet will eliminate loss of walkway space usually occupied by more obtrusive classic foot designs. In bad weather or night time hours the Firmus fitted with a reflective strip can be made increasingly visible by the adding beacons or hazard warning signs.



Accessory Options

- . Anti-trip feet
- . Clip system
- . Firmus block

WIDTH	HEIGHT	DEPTH BARRIER	DEPTH FOOT	WEIGHT	PALLET QTY
2035 MM	1075 MM	42 MM	230 MM	12 KG	50

Features

- . One piece construction
- . Chapter 8 compliant
- . Universal pin connection
- . Personalisation option
- . Signage option
- . Anti-trip foot option
- . Stackable for storage & transportation
- . Universal clip system
- . UK design & manufacture
- . Meets industry Red Book Standards



Standard foot shown



Firmus Barrier Accessories

A specially designed range of accessories to compliment the Firmus Barrier. All accessories can be ordered along with your Firmus pedestrian barrier for maximum benefits and cost efficiency.



Firmus Block

A more attractive alternative to sandbags, for adding extra weight when the weather is against you.

Easily deployed and assembled by one person to provide maximum stability without the trip hazard of other ballast methods.

LENGTH	DEPTH	HEIGHT
1000mm	390mm	400mm



Coloured Feet

If you're looking for a more personalised look or if its just to make your barrier feet more visible to pedestrians, then this is an ideal option.

Anti-trip Feet

On high foot fall walkways the Anti-trip Feet are a must to prevent pedestrian trips and falls. With minimum intrusion without losing stability.



Universal Clip System

The new Clip System allows other plastic pedestrian barriers to be linked on to the Firmus. A cost effective way of utilising existing barriers, on larger jobs where the budget is minimal.



TempPed Barrier

A simple yet effective crowd control or general pedestrian control barrier. Ideal for indoor or outdoor events, siteworks or public areas.

Manufactured from high quality steel, the 2.3 metre TempPed pedestrian barrier has a galvanized finish and link together with a lock in pin, which is also compatible with other popular temporary pedestrian barriers on the market. Complete with standard or rounded safety feet to prevent a trip hazard the TempPed is an attractive and practical choice, taking up minimum walkway space whilst at the same time making its safe, visible presence known to pedestrians and workers onsite.

TempPed - Walkthru Barrier

The TempPed Walkthru barrier connects to our temporary pedestrian barrier to make a safe controlled worker, crowd or high foot fall entrance/exit system. It is powder coated in red as standard, it comes with the option to be supplied with a fitted sprung gate, which can be lockable to restrict crowd flow or to act as a security checkpoint. Our walk-through barrier can be produced to specific widths.

Barrier Stillage

The Barrier Stillage can be used to safely store or transport plastic Chapter 8 and 2.3 metre pedestrian barriers. Our heavy duty steel stillages can be set up with ease by securing each corner pole into a spigot. Barriers are safely stacked onto the stillage ready for simple deployment on site.



TempPed in use

POWDER COATED COLOUR OPTION AVAILABLE




Open Access Walkthru



Sprung Gate Option



Halt-WorX Barrier



Halt-WorX with signage



The simple, yet effective Halt-WorX barrier is a lightweight warning barrier that can be used to cordon off operational areas for workers, allowing pedestrians to be diverted away from potential hazards. Each panel can be linked together to create a continuous line or can be configured to box off unsafe zones. The barriers are free standing and are designed to accommodate warning signage for extra safety. Due to its lightweight construction the Halt-WorX can be easily deployed by one person and stored conveniently away after use, without taking up too much space.

Serviguard Barrier



Serviguard safety zone



The Serviguard provides a hazard guidance barrier for pedestrians and customers whilst allowing for a safe operator working zone. The Serviguard is lightweight and easy for one person to carry, making deployment swift even in emergency situations as no lifting equipment is required. Our high visibility maintenance caution barrier has been designed for commercial use. Sold as a 3 panel as standard but also available as a 4 panel if required. Each panel is equipped with anti-slip rubber feet and twist on hinges.

PRODUCT	LENGTH	HEIGHT	WEIGHT
HALTWORX	1500 mm	1000 mm	
SERVIGUARD	1000 mm	805 mm	3 kg




Xtender Barrier

A quick and efficient temporary barricade ideal for swift deployment, allowing any gap, doorway or corridor to be isolated. Allowing maintenance or janitorial operatives to carry out tasks in a pedestrian free zone.

Its lightweight and compact construction makes the Xtender Barrier easy to carry and store.

- . Highly visible and powder coated for safety and durability
- . Fully expandable
- . 4 metre total length
- . Versatile use
- . Steel construction



HEIGHT: OPEN 900 MM CLOSED 1000 MM

AVAILABLE IN OTHER SIZES

COLOUR OPTION
AVAILABLE

Xtender XL Barrier

Hard wearing and fully expandable with an increased height the Xtender XL offers multi purpose usage in public and commercial areas.

Smooth running castors make the Xtender XL easy to move into position to provide a secure presence.

Once in place it can be expanded to cut off a point of entry, preventing unauthorised access or reinforcing restriction to hazardous zones.

- . Heavy duty . Versatile use
- . Powder coated finish
- . Strong and durable



HEIGHT: 1700 MM DEPTH: 600 MM LENGTH: 3000 MM
WEIGHT: 55 KG

ALSO AVAILABLE IN A 4
METRE VERSION



A high quality steel, permanent pedestrian barrier.

Widely used in cities, towns and villages for pedestrian footpath protection when in close proximity to a road and moving vehicles.

For highway or commercial use the Perma-Rail can be bolt fixed to a solid base or concreted into the ground.

There are two types of barrier depending on the application intended –

- . Root fixed – for concrete application
- . Base plate fixed – for bolt fixed application

PRODUCT	LENGTH	HEIGHT ABOVE GRND
ROOTFIX	2000 mm	1000 mm
BASEFIX	2000 mm	1000 mm



Perma-Rail use on a public road bridge



Root Fixed



Base Plate Fixed



Site & Heavy Duty Barriers

Novus Barrier

The Novus Barrier is the latest addition to our ever expanding range. Its unique features include the ability to corner at 90° without any gaps, allowing the complete restriction of access to even the smallest of spaces. The Novus can be deployed with ease to surround, block off and enclose a pedestrian area or site compound simply and effectively.

Produced from UV stabilized, high quality MDPE, known for its high durability, each barrier is as strong and robust as the next, ensuring maximum system function.

Each unit weighs 25 kg empty and a generous 180 kg when water filled, but can also be sand filled for added ballast.

Mesh panels are also available with The Novus Barrier increasing its height to 2 metres. The Novus mesh panels are powder coated white as standard but other colour options are available. Pedestrian or vehicle gates can be added to the Novus mesh system.



WIND SPEED TEST

2 x Novus Barriers withstood wind speeds of up to 69.9 mph
2 x Novus Barriers with Mesh withstood wind speeds of up to 58.8 mph



90° Corners



Reflective Strip Option

PRODUCT	LENGTH (ACTUAL)	LENGTH (WORKING)	WIDTH	HEIGHT
NOVUS BARRIER	2300 MM	2000 MM	520 MM	800 MM
MESH PANEL	1908 MM	-- -- -- --	42 MM	1651 MM

PEDESTRIAN OR VEHICLE GATES ARE AVAILABLE WITH THE NOVUS MESH SYSTEM





Sitewall Barrier

Robust and versatile is how we like to describe the Sitewall Barrier.

Easily adaptable to corners or angles without compromising on strength, the Sitewall Barrier sits well in any environment.

Manufactured from prime UV stabilised HDPE each barrier can be water or sand filled.

When water filled correctly each unit will weigh 300 kg.

Like all of our barriers, the Sitewall is easy to deploy and when used with the mesh fencing option it will achieve a height of 2 metres.

If you need to create a secure and safe boundary for your site or a pedestrian walkway, the Sitewall is an ideal option.

WIND SPEED TEST
2 x Sitewall Barriers withstood wind speeds of up to 73 mph



Sitewall with Mesh Fencing



EASILY ADAPTS TO BENDS, ANGLES & CORNERS

PRODUCT	LENGTH	WIDTH	HEIGHT
SITEWALL	1600 MM	400 MM	650 MM



RB2000™ Barrier

The RB2000™ system is a 1 metre high, low level containment barrier suitable for highway and site delineation. It has a fully interlocking design which makes it compatible with most of our RB systems.

The RB2000™ can be water filled for a ballast weight of 400 kg, creating a solid, flat walled secure system.

Loading and unloading is stress free with or without heavy lifting equipment.

WIND SPEED TEST

3 x RB2000™ Barriers filled to fill line withstood wind speeds of up to 71 mph, no barrier failed at this speed.

Installation is simple, once deployed - interlock and fill.

The patented 5 position interlocking system gives the barrier the versatility to flow around corners and bends.

PRODUCT	LENGTH	WIDTH	HEIGHT
RB2000™	2000 MM	400 MM	1000 MM

The RB2000™ Barrier comes with a range of fencing options –

- . Mesh fence panels
- . Hoarding fence panels
- . Pedestrian gate
- . Vehicle gate



Accessories available:

- . Front stop
- . End stop
- . Infills



RB2000™ Barrier Mesh and Hoarding Options

Designed and manufactured to work alongside our Heavy Duty Barrier.

Allowing you to maximise the benefits of the RB2000™ Barrier, the Mesh and Hoarding range will provide a secure and safe fencing solution to any development project, building site or highway maintenance compound.

All fencing options are supplied with a powder coated finish as standard.

Full Height Mesh



- . 2.2 Metre height
- . Tamper proof post bolted
- . Heavy duty

WIND SPEED TEST

MIRA tested to 77mph

Half Mesh - Half Hoarding



- . Increased wind resistance
- . Overall height 2.2 Metre

Full Height Hoarding



- . Solid steel profile
- . 2.2 m height
- . Limited exposure

WIND SPEED TEST

MIRA tested to 45mph

Pedestrian & Vehicle Gate




Available in
5m or 7m arrangements

Anti-climb Pedestrian Gate



- . Rubber feet
- . Anti-climb panel
- . 1m Height
- . Mesh extensions available

Hoarding Pedestrian Gate



- . Rubber feet
- . Sliding latch
- . Solid steel profile gate
- . 1m Height



GB2™ Barrier

The GB2™ Barrier has a 2 metre working length and height of 900 mm which makes it an ideal low level containment barrier, suitable for highway and site delineation.

Transportation and storage will never be a headache as the GB2™ is fully stackable for convenience and safety.

WIND SPEED TEST

Barrier and mesh withstood wind speeds of upto 77mph

The system is fully interlocking and can be easily deployed by 2 people without the need for lifting equipment.

The GB2™ has the ability to achieve up to 35° angles thanks to its pin locking device, making uneven ground and corners hassle free. Produced in UV stabilised polyethylene the GB2™ Barrier is suitable for use in all weather conditions and once water or sand filled for added ballast, the system will provide a premium level of protection for both pedestrians and vehicles.

PRODUCT	LENGTH	WIDTH	HEIGHT
GB2™	2000MM	500 MM	900 MM

Accessories available:

. Infill Panels (pictured below)



The GB2™ Barrier comes with a range of fencing options.

- . Mesh fence panels . Hoarding fence panels
- . Pedestrian gate . Vehicle gate

GB2™ Barrier Mesh and Hoarding Options

Designed and manufactured to work alongside our Heavy Duty Barriers. Allowing you to maximise the benefits of the GB2™ Barrier, the Mesh and Hoarding range will provide a secure and safe fencing solution to any development project, building site or highway maintenance compound. All fencing options are supplied with a powder coated finish as standard.

Full Height Mesh



- . 2.2 Metre height
- . Tamper proof post bolted
- . Heavy duty

WIND SPEED TEST
MIRA tested to 77mph

Half Mesh - Half Hoarding



- . Increased wind resistance
- . Half hoarding forms a solid wall with barrier 1.5 m high

Full Height Hoarding



- . Solid steel profile
- . 2.2m height
- . Limited exposure

WIND SPEED TEST
MIRA tested to 45mph

Pedestrian & Vehicle Gate




Available in
5m or 7m arrangements

Anti-climb Pedestrian Gate



- . Rubber feet
- . Anti-climb panel
- . 1m Height
- . Mesh extensions available

Hoarding Pedestrian Gate



- . Rubber feet
- . Sliding latch
- . Solid steel profile gate
- . 1m Height



RB22 Crash Tested Barrier

The RB22 Barrier is the "Highest Approved Plastic Barrier" system on the UK Highways approval list.

On impact the RB22 system has the ability to bring an errant vehicle to a controlled stop.

The robust and highly capable RB22 barrier is a versatile, yet strong and flexible one piece water fillable system.

Manufactured from prime UV stabilised polyethylene it is easy for a workforce or contractor to handle and install without heavy lifting machinery.

The RB22 is one of quickest deployable barrier systems on today's market and with up to 200 metres per load it offers savings on labour and transport.

CRASH TESTED 50MPH



WIND SPEED TEST

1 x RB22 Barrier filled to fill line withstood wind speeds of up to 78 mph, no barrier failed at this speed.


PRODUCT	LENGTH	WIDTH	HEIGHT	WEIGHT EMPTY	WEIGHT FULL
RB22	2000 MM	500 MM	800 MM	60 KG	600 KG

PASS
TESTED AND APPROVED TO
BS EN1317-N1 50MPH (80KMPH)



Accessories

- RB22 Front stop
- . Secured with pin system
- . Flat fronted for safety



- RB22 Angle
- . Creates bends & curves
- . Secured with pin system



RB22 Barrier Mesh and Hoarding Panels

Designed and manufactured to work alongside the RB22 Barrier, allowing you to maximise the benefits of the RB22 system.

All fencing options are supplied with a powder coated finish as standard.

Full Height Mesh



- . Easy fitting
- . Overall height 2 metres
- . Superior site security

Half Mesh - Half Hoarding



- . Overall height 2 metres
- . Heavy duty fittings
- . High wind resistance

Full Height Hoarding




- . Tough, secure, solid wall system
- . Overall height 2m
- . High wind resistance

WIND SPEED TEST

Mira tested to 77.9 mph.

Pedestrian & Vehicle Gate



Available in 5m or 7m arrangements


- . Rubber feet
- . 100 mm nylon castors
- . Sliding latch

Anti-climb Pedestrian Gate



- . Rubber feet
- . Anti-climb panel
- . 1m Height
- . Mesh extensions available

Hoarding Pedestrian Gate



- . Rubber feet
- . Sliding latch
- . Solid steel profile gate
- . 1m Height



Unicus Steel Barrier



" A rugged steel barrier for traffic delineation "

The high quality, steel Unicus barrier provides a sleek but practical solution for protecting pedestrians from the perils of close proximity road vehicles.

Its curved shape has been designed to deflect errant vehicles without the need for added ballast. The simple "roll with it" system allows the vehicles to return to the road safely and effectively.

PRODUCT	LENGTH	WIDTH	HEIGHT	WEIGHT
UNICUS BARRIER	1550 MM	500 MM	606 MM	55 KG

SELF WEIGHTED
NO BALLAST NEEDED

The Unicus system is available in two height fencing options...

Unicus Pedestrian System

Lower level, mesh fencing & barrier, galvanised and powder coated.

PRODUCT	LENGTH	DEPTH - MESH	HEIGHT	WEIGHT
UNICUS PEDESTRIAN	1550 MM	38 MM	1250 MM	58 KG



Unicus Site System

Full height protection mesh fencing & barrier, galvanised and powder coated.

PRODUCT	LENGTH	DEPTH - MESH	HEIGHT	WEIGHT
UNICUS SITE	1550 MM	38 MM	2200 MM	62 KG



Crash tested steel barrier option available, contact our sales team for further information



Self Weighted Barriers

Mirus Barrier

The self weighted Mirus Barrier system has a 1.2 metre working length and a weight of 22kg. It is easy to install and can rotate up to 45 degrees to accommodate angles and corners with ease.

The Mirus is ideal for emergency deployment where access to a water source is limited due to weather conditions or location.

. A full load of Mirus Barriers can cover 600 metres

PRODUCT	LENGTH	WIDTH	HEIGHT
MIRUS	1200 MM	380 MM	650 MM



NO WATER SOURCE? NO PROBLEM!

Oaklog Barrier

A self weighted one piece barrier with a rigid body, ideal for use as a blockade. Linked together by a locking system means the Oaklog is stable and sturdy and easily assembled. The carrying rope handles make it easy to lift and move into position. Each log weighs 40kg and comes in red and white as standard.

. Can be used with a post and plank attachment for added height and security.

. A full load of Oaklog Barriers can cover 600 metres



PRODUCT	LENGTH	WIDTH	HEIGHT
OAKLOG	1000 MM	300 MM	300 MM



SELF WEIGHTED NO BALLAST NEEDED



Oak Safety Goal Posts



Standard steel post base is also available



Telescopic height barriers are a must when working on any construction site, in close proximity to overhead power lines.

The HSE GS6 compliant Oak Safety Goal Posts are produced from non conductive fibreglass, making them lightweight, easy to handle and safe.

Our Goal Post system works by being placed either side of your site entry, each pole is extended to the required height by hand, using the built in clamping system. Bunting or fixed poles can be used to create the visible awareness necessary for drivers or operators of vehicles and machinery of any overhead power lines.

We have a water fillable ballast system, specifically designed for use with the Oak Safety Goal Posts -

Goal Post Ballast Block

The unique one piece, water fillable, Ballast Block has been designed to give added stability to our goal post system when in deployment on site.

- . Weighs 100 kg when full
- . Non-conductive product

PRODUCT	LENGTH	DEPTH	HEIGHT	WEIGHT
GOALPOSTS	MIN 1.72 M MAX 7.3 M	-- -- -- --	-- -- -- --	5 KG EACH
BALLAST BLOCK	500 MM	500 MM	518 MM	100 KG FULL

Traffic Management

Our Traffic Management range sits alongside our Safety Barrier range to provide you with the complete package whether its for highways, construction sites or the workplace car park.

The range includes pedestrian aids, traffic calming solutions, warning signage and other accessories for all your safety requirements.



Traffic Calming

A range of products to aid safe road use, protecting pedestrians and road users.



Pedestrian Aids

Providing mobility solutions for the elderly, disabled and pedestrians in general.



Hazard Awareness

A selection of products designed to allow road and highway workers to safely control traffic flow.



Traffic Calming

Our heavy duty speed ramps are manufactured to suit all road and vehicle requirements. Available in 2 heights and supplied in black and yellow as standard.

- . Ready to go, fixing holes allow quick set up
- . Domed end sections available in both sizes
- . Fitted with reflectors
- . Underside cable channel
- . Fixings are available

HEIGHT AVAILABLE	50 MM	75 MM
------------------	-------	-------

Speed Ramps



DOMED END SECTION



CABLE CHANNEL

Kerb Ramp

Manufactured from tough recycled PVC our kerb ramps are a cost effective, tough and practical solution for different footpath levels.

- . 100 mm high and non-slip.
- . They can be used as a permanent fixture or can be relocated using the intergrated carrying handle.
- . The ramps can be linked together to create a longer ramp for wider vehicles.
- . Suitable for - pushchairs, sack trucks, trolleys and heavy duty trucks.



HEIGHT	WIDTH	DEPTH	WEIGHT
100 MM	490MM	300 MM	7 KG

Stop/Go Sign

Manufactured from recycled polyethylene the Stop/Go sign is corrosion free and non-conductive.

- . Two-sided one piece head
- . No sharp edges or bolts
- . Shatterproof & lightweight
- . Stop Works & bespoke signage available



HEIGHT	SIGN DIAMETER	WEIGHT
2040 MM	650 MM	3.25 KG



Traffic Cones

Our heavy duty, self weighted cones range are available in three different sizes all with a reflective sleeve, meeting current regulations and requirements.

The cones are ideal for use in most traffic control situations and road emergency works.

Highly durable and robust in design and a cost effective alternative to barriers when it comes to transport and storage.

1 PIECE CONE	450 MM - 3KG	750 MM - 6.25KG
2 PIECE CONE	750 MM - 4.75KG	1000 MM - 7KG



No Waiting cone also available

Signage

We offer various types of signage to be used with our barrier ranges.

So, whether its a speed limit enforcement sign, a standard Keep Left sign or something more specific to your personal requirements we can take care of it for you.



We also offer self adhesive signage ideal for use with the new Hoardplas™ .



Car Park & Vehicle Barriers

Our latest range of steel barriers have been manufactured and designed specifically to protect cars and vehicles along with their drivers and the accommodating premises.

Driver safety is paramount not only on roads but also in built up areas like office car parks and company loading bays.

Many accidents happen each year in slow or manoeuvring vehicles, not only putting the drivers in danger but also pedestrians and workers who share the same area.

Security can also be an issue for vehicle owners as well as business owners, whether it is theft prevention or illegal trespass, our range will have a solution to help you combat your particular problem.

Parking Bay Guards



Ensuring each vehicle has an allocated space to park safely and conveniently.

Car Park Security



Protecting your commercial property and its vehicles by securely preventing unauthorised access and use.



Parking Bay Guards

Wheel Stop



WS400



WS638 L-Shaped Stop

CODE	HEIGHT	LENGTH	DEPTH
WS400	86 MM	400 MM	-- -- --
WS800	86 MM	800 MM	-- -- --
WS1200	86 MM	1200 MM	-- -- --
WS638	86 MM	638 MM	638 MM

Protection against collision damage for vehicles, buildings and pedestrians. When parking space is limited our Wheel Stop guard will ensure you stay within the parking bay, preventing contact with buildings, machinery or other vehicles.

- . Ideal for use with light and heavy duty vehicles
- . Available in 4 sizes including the L-Shaped Corner Stop
- . Low height to allow pedestrian access
- . Easy and safe floor anchoring
- . Heavy duty 3.5 mm steel tube

Truck Wheel Stop



TW10

CODE	HEIGHT	LENGTH
TW10	60 MM	1000 MM
TW20	60 MM	2000 MM

A simple yet effective way to prevent damage to loading bays and surrounding machinery or brickwork. Ideal for light or heavy duty vehicles.

- . Available in 2 sizes
- . Heavy duty steel
- . Easy floor application
- . Ready to fix holes

Hoop Barrier



Our Hoop Barrier range for use in the workplace or on car parks. Used to prevent vehicle collisions with machinery or pedestrians.

- . High quality steel
- . 42 mm Steel tube diameter
- . Can be supplied with fixings
- . Can be made to specific sizes
- . Galvanised & powder coated finish



Car Park Security

Manual Swing Arm Barrier

The Manual Swing Arm Barrier has been designed and manufactured for operation on staff car parks or larger multi use sites. Offering extra strength and security to prevent unauthorised access to areas. The heavy duty steel arm is lockable on closure and can accomodate signage.

Supplied fully galvanised, with a powder coated finish as standard.



PRODUCT	SIZES AVAILABLE (L) IN METRES
MANUAL SWING ARM BARRIER	3M 4M 5M 6M 7M 8M

Ride - Rak

The Ride-Rak bicycle stand is an essential additional to our car park barrier range. For the cyclists among us having a secure place to leave your bike throughout the day is one less worry.

Bicycle theft is on the increase and knowing your ride home will still be there and in one piece is essential for your peace of mind.

A heavy duty, fully galvanized frame makes the Ride-Rak the ideal choice for securing bicycles and mopeds, safely and damage free.

Available in base plate or root fixed for permanent fixing.




FEATURES

- . Fully galvanised
- . Heavy duty frame for bicycles and mopeds
- . 800mm high as standard other sizes available
- . Colour option available



Fencing Systems & Support Blocks

WIND SPEED TESTED



FENCING OPTIONS AVAILABLE

Anti-climb, heavy duty mesh with a powder coated finish in green as standard.

- 1m Pedestrian gates
- 4m or 5m Standard vehicle gates
- Bespoke sizes on request



Fixing bracket



Stackable design

PRODUCT	LENGTH	HEIGHT	DEPTH	WEIGHT: FULL / EMPTY
BLOCK	1250 MM	600 MM	650 MM	500 KG 25 KG
FENCE	2000 MM	2400 MM	5 MM	---

TempSafe Block & TempSafe Fencing

The TempSafe system is a revolutionary temporary fencing and support system.

Whether it is on site, in a public area, a concert or at an outdoor public event, safety and security is paramount, more so today than ever before.

Recognising the need for a safe, protective and reliable anti-climb fencing support system, Oaklands have designed and manufactured the TempSafe Block and TempSafe Fencing system.

Assembly is simple and swift with the TempSafe, once in place it can either be filled with stone ballast for temporary use, or concrete for a more permanent option. The TempSafe Block is attached to its fencing with a purpose made fixing bracket, securely holding each fence panel in place.

SYSTEM FEATURES

- Can be used on hard or soft ground.
- Block accommodates a 2.4 metre high mesh fence panel.
- Block accommodates hoarding panels upto 2 metres high.
- No bolting down or concreting in place needed.
- Able to withstand high wind speeds
- Block reusable if stone ballast filled
- Stackable and forkliftable block base

Block can be concrete or stone ballast filled



Rota Block Large

Multi connecting, free standing ballast support block for use with mesh and hoarding fence panels. Designed to provide extra stability to your fencing, the Rota Block Large will stand strong against high winds and unfavourable weather conditions. The water filled block sits over each fence panel leg, on the floor plate.

Installation is easy, once in place each unit is water filled via the filler cap at the top of the block. Emptying is swift, just pull the bung out, which is located at the base.

If even more ballast is required the Rota Blocks can be linked together in pairs giving a whopping total weight of 1000 kg when full.

LENGTH	HEIGHT	WIDTH	WEIGHT FULL
640 MM	960 MM	730 MM	333 KG



WIND SPEED TEST

2 x Rota Blocks water filled, with hoarding withstood wind speeds of upto 62.4 mph. No block failed at this speed.



Fence Arm accessory sold seperately



FEATURES

- . Simple assembly
- . Able to be deployed by one person
- . Linkable units for extra ballast
- . Colour option is available
- . Robust, stackable design for easy storage and transportation



Rota Block Mini



The Rota Block Mini has been designed to support fence panels up to 2 metres high and various panel lengths.

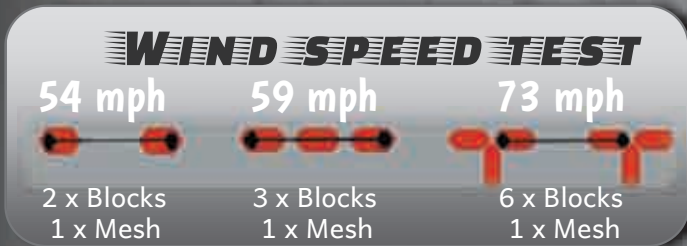
Fence panels are easily secured using the safety fastening which provides stability and allows for simple adjustment where needed.

The Rota Block Mini will adapt to corners and uneven ground effortlessly and its compact size means transportation and handling is a breeze.


Once in place and water filled each Rota Block Mini will contribute a generous 105 kg support to your fencing.

We offer a variety of options with the Rota Block -

- . Company branding
- . Colour option
- . Reflective strip option



Can adapt to corners



Safety chain

LENGTH	HEIGHT	DEPTH	WEIGHT FULL
1000 MM	400 MM	390 MM	105 KG

FEATURES

- . Easy one person assembly
- . Smaller panels can be used
- . Easy water run off under panels
- . Highest wind speed rated 3.5m fence ballast block on the market.
- . Water release bung at base for stress free site clearance



Rota Slot

The Rota Slot has been designed to support 3.5 metre fence panels.

Fence panels are easily secured using the safety bolt fastening which provides strength and stability, whilst preventing the fence panels from being lifted out or tampered with.



Bolt fastener



Once water filled each unit will provide a substantial ballast weight of 304 kgs.

The Rota Slot will adapt to corners and uneven ground, hassle free.

Options

We offer a variety of options with the Rota Slot –

- . Company branding
- . Colour option
- . Reflective strip option

FEATURES

- . Water Ballast system
- . Easy one person assembly
- . Provides support for 3.5 metres panels
- . Inter locking units
- . Water release bung at base
- . Sleek design

LENGTH	HEIGHT	DEPTH	WEIGHT FULL
3500 MM	300 MM	400 MM	304 KG



90 degree corners



BarrierHoard



The BarrierHoard is a newly innovated, one-piece panel system designed for use with our GB2 and RB22 heavy duty barriers, using our existing standard posts.

Offering an appealing alternative to standard steel hoarding panels.


Not only is the BarrierHoard maintenance free, it is also pressure washable and available in a range of colours.

Ribbed design



(standard panel colour – white)

Pressure washable



PRODUCT HIGHLIGHTS

- Lightweight, yet robust
- Simple to fit
- Graphics can also be applied
- A one-piece moulded design
- Heavy duty barrier panel

BARRIER	RB22	GB2
LENGTH	2066 MM	2066 MM
WIDTH	102 MM	102 MM
HEIGHT	2200 MM	2300 MM
WEIGHT	22 KG	22 KG
EST WIND SPEED	40 MPH	34 MPH



HoardplaS™

Our brand new – fully patented, revolutionary solution designed for the temporary hoarding market.

HoardplaS™ is a one of a kind concept allowing large areas to be cordoned off quick and easily, preventing unauthorised access, allowing privacy and exclusivity in restricted zones.

Ideal for usage in a wealth of sectors including festivals, concerts, outdoor events and sites.

Completely weatherproof and low maintenance the HoardplaS™ system is a versatile and cost effective option.

Installation is quick and easy, each panel slots into the next and is fixed to a standard scaffold frame using fixing handles, secured from the inside.

Only hand tools are needed so no heavy or electrically powered equipment is necessary for fitting.




Lightweight
easy to handle sections



Fits to a standard
scaffold frame

HEIGHT	WIDTH	DEPTH
2400 MM	1000 MM	40 MM

Accommodates
kerbs hassle free



"HoardplaS™ is the most multi-useable hoarding panel on the market today"

Matt White – Managing Director,
Oaklands Group.

The unique variable height system means panels do not need to be specially made to fit, our standard panels come with variable height slots making HoardplaS™ a cost effective option when planning your budget.

Fully weatherproof, non-rotting panels therefore a longer lifespan than alternative options.

In adverse weather conditions the system can be bolted or weighted down by using either our bespoke concrete ballast or the water filled Rota Block Large.

Variable
Height system

Easy fix
securing bolts

KEEPING UP APPEARANCES

HoardplaS™ can be produced in bespoke company colours for added attraction and promotion. If being used in residential or scenic areas we can offer a less obtrusive, surroundings friendly colour option.



WASHABLE PANELS



No more grime from past events. Our panels are pressure washable and reusable, so they're as good as new every time you use them, making them practical & hygienic.



Transport Budget Friendly
40 panels per stillage



Rota Hoard

A new addition to our plastic hoarding range !

The Rota Hoard is a unique dent proof concept, ideal for the fencing hire market.

Weatherproof and non-corrosive panels provide an all-in-one secure privacy fencing option. Ideal on build sites for a practical and more attractive screening solution.

Each panel is pre-assembled to a galvanized steel frame which fits securely and simply into a standard rubber fence foot.

Providing a continuous barrier, clip-linked together for convenient assembly.

The Rota Hoard system is available in two height options, both with a generous 2 metre width.

Washable panels

The pressure washable feature of the panels means they can be cleaned and disinfected after each use, ready for their next job, quickly and easily, perfect for the demands of the repeat hire sector.

PATENT PENDING



Ideal for repeat hire



Dent proof concept

HEIGHT	2200 MM	2300 MM
WEIGHT	22 KG	22 KG
EST WIND SPEED	40 MPH	34 MPH



A highly visible H&S and PPE station



Oakpoint.

A mobile display point, ideal for sites and work areas where there is a requirement to highlight safety regulations and equipment or essential site information required by law. The Oakpoint is suitable for indoor or outdoor use and is fully weatherproof.

Multi-purpose and fully adaptable for specific industry use.

The top section of the unit is home to a noticeboard area, which is complete with a clear plastic, hinged viewing panel.

At the base is a larger bottom shelf that can be used to store spill kits, fire extinguishers or first aid equipment. An additional clear plastic viewing panel can be added to the base if required.



Popular Uses :

Red -
Fire Safety

Yellow -
Spill Station

Green -
First Aid

Site Hygiene & Sanitation



For extra weight the base can be water ballast filled for continued deployment.

There are also 4 anchor points to allow the unit to be pinned down if necessary.

FEATURES

- . Easy to assemble
- . Hygienic & easy to clean
- . Reusable & sustainable
- . Fully recyclable
- . Low maintenance
- . Chemical resistant
- . UV Stabilised MDPE
- . Stackable for easy transportation
- . One person assembly & deployment

HEIGHT	WIDTH	DEPTH
1800 MM	1000 MM	600 MM



Washpoint



Social distancing signage supplied with this item !



HEIGHT	WIDTH	DEPTH
1800 MM	1000 MM	600 MM

Times are changing and now more than ever protecting your workforce is crucial.

The Washpoint can be configured to suit your needs, it is available with various options.

What you get ...

- . Hand gel dispenser
- . Hand towel dispenser
- . 25 litre waste bin
- . Shelving front & rear of unit for gloves and other consumables



A hand wash basin can be added the side of the Washpoint to provide 40 litres of water for direct hand washing.

Fresh water is stored within the top section of the unit, which is gravity fed into the basin via an external tap.

Wastewater is collected in the base of the unit ready for emptying.

FEATURES

- . Easy to clean
- . Chemical resistant
- . UV Stabilised MDPE
- . Stackable
- . Portable



Ideal for high foot fall areas

Designed for use in public & commercial areas such as:

- . Playgrounds*
- . Supermarkets
- . Construction sites
- . Offices
- . Leisure centres

* Adapted size available for use in children's areas

What you get ...

- . Hand gel dispenser
- . Graphics and signage of choice
- . Complete with base & post

Also available with an option for disposable gloves/face mask storage



One touch sanitation!

Our dispenser units can be easily operated with one hand, reducing bacterial transfer and operating time.

The water fillable base means the Sanipost is secure and stable and will not fall over in windy conditions.

Its compact design takes up minimal floor space, ideal for uninterrupted flow when used in a social distance queuing system.



Social distancing signage supplied with this item !

Post Height:	Base Height:	Base Width:	Base Depth:	Capacity:	Weight:
1800mm	520mm	480mm	480mm	94 litres	100 kg (full)



Building & Construction

Our extensive building and construction range is a popular choice and includes some of our original products that have become firm favourites.

The products we have developed to provide the user with maximum safety, strength and reliability, which is crucial to perform to the standards set in today's building and construction sector.

Mortar Tubs



We specialise in the manufacture of mortar tubs. Our ranges have been developed over many years by our experts in design and safety.

We offer both forklift and crane lift tubs.

Builders Equipment



A range of products designed for day to day use on building sites, construction projects and general DIY projects.

Rubbish Chutes



An extensive range of rubbish chutes available in various sizes all manufactured to the highest safety standard.

Easy to install and use on site.



Forklift Tubs

If its moving mortar safely around a site, then our range of Mortar Tubs will have something to suit your requirements.
Made from high density, prime polyethylene our tubs are strong and robust and able to cope with the toughest job.
All tubs are tested and certified for capacity and weight, safe and ready for use with a forklift truck.



150L Euro Tub

Angled face for ease of scooping material out.
Ideal for smaller quantities of mortar or plaster.

LENGTH	WIDTH	HEIGHT
760 MM	710 MM	590 MM



250L Twin Skin Tub

A twin skin body designed for extra rigidity and strength.
An attractive option for any site.

LENGTH	WIDTH	HEIGHT
1180 MM	760 MM	580 MM



200L FTL Tub

Twin skin feet for extra strength.
Perfect for movement of plaster or mortar.


LENGTH	WIDTH	HEIGHT
1090 MM	740 MM	585 MM



250L FTL Tub

Ribbed body for added strength and enclosed feet make this the safest tub on the market for lifting mortar at height.

LENGTH	WIDTH	HEIGHT
1120 MM	860 MM	635 MM



Personalisation
option
on selected tubs



Forklift Tubs

If its moving mortar safely around a site, then our range of Mortar Tubs will have something to suit your requirements.

Made from high density, prime polyethylene our tubs are strong and robust and able to cope with the toughest job.

All tubs are tested and certified for capacity and weight, safe and ready for use with a forklift truck.



250L TL Tub

A traditional tub used for storing and handling mortar and plaster.

LENGTH	WIDTH	HEIGHT
1065 MM	760 MM	560 MM



250L Eco Tub

Twin skin feet at the base for strength. Easy fork access and placement when lifting on site.

LENGTH	WIDTH	HEIGHT
1345 MM	760 MM	635 MM



250L & 300L Uni Tub

A popular choice for silos. Channeled feet make lifting easy.

LENGTH	WIDTH	HEIGHT
250L 1065 MM	760 MM	560 MM
300L 1055 MM	765 MM	600 MM



300L FTL Tub

A ribbed body and twin skin feet make this a strong option. Ideal choice for mortar of waste.

LENGTH	WIDTH	HEIGHT
1325 MM	860 MM	585 MM



Crane Lift Tubs

If its moving mortar safely around a site, then our range of Mortar Tubs will have something to suit your requirements.

Made from high density, prime polyethylene and fitted with a strong, robust full steel frame and handles our tubs are able to cope with the toughest job.

All tubs upto 333 litres are tested and certified to L.O.L.E.R standards for capacity and weight.



100L & 150L Euro Tub

For small hoist work.
Can be crane or fork lifted.

LENGTH	WIDTH	HEIGHT
100L 760 MM	710 MM	540 MM
150L 760 MM	710 MM	590 MM



250L Level Fill Crane Lift Tub

A solid tub for crane lifting on site.
Heavy duty hinged handles.
Crane lift only.

LENGTH	WIDTH	HEIGHT
1065 MM	760 MM	560 MM



250L & 300L Uni Crane Lift Tub

A popular tub with a full one piece surround frame. Heavy duty hinged handles.
Fork or crane lift

LENGTH	WIDTH	HEIGHT
250L 1065 MM	760 MM	560 MM
300L 1065 MM	765 MM	600 MM



250L Euro Crane Lift Tub

A one piece moulded body surrounded by a steel frame with fixed handles for stability.
Fork or crane lift.

LENGTH	WIDTH	HEIGHT
1065 MM	780 MM	600 MM



Crane Lift Tubs

If its moving mortar safely around a site, then our range of Mortar Tubs will have something to suit your requirements.

Made from high density, prime polyethylene and fitted with a strong, robust full steel frame and handles our tubs are able to cope with the toughest job.



TESTED & CERTIFIED

333L Crane Lift Tub

One piece fitted full surround frame. Heavy duty design for easy movement with hinged handles. Crane lift only.

LENGTH	WIDTH	HEIGHT
1015 MM	710 MM	710 MM



CERTIFIED ON REQUEST

500L Crane Lift Tub

A heavy duty skip with 4 folding lift handles, full top surround and under body frame for strength. Crane lift only.

LENGTH	WIDTH	HEIGHT
1110 MM	1000 MM	750 MM



CERTIFIED ON REQUEST

333L Crane Lift Tip Skip

Heavy duty steel frame and plastic liner tip skip. Suitable for moving through standard internal doors. Heavy duty castors for multi locating. Lift secure points. Crane or forklift.

LENGTH	WIDTH	HEIGHT
1065 MM	760 MM	560 MM



Mixing Tray

Ideal for smaller mixing jobs to contain any spills on site.



L: 940 MM W: 940 MM H: 75 MM

Flexi Buckets


Tough and durable flexi bucket available in 2 sizes.



SIZES: 20 LITRE 40 LITRE

Plasterers Bath

A moulded plasterers bath, ideal for clean mess free storage. Lightweight and stackable. Other colours available.



L: 1115 MM W: 635 MM H: 305 MM

Works Buckets

General purpose works buckets available in 2 different styles and sizes.



SIZES: 23 LITRE 40 LITRE

Rota Barrow

A durable version of the traditional wheelbarrow. Designed with a one piece moulded body and a robust pneumatic wheel for durability and comfort, it is also non-conductive.

NON-CONDUCTIVE PRODUCT



CAPACITY: 75 LITRES

FOOD
GRADE
OPTION

Builders Step

A moulded plastic builders step, ideal for work indoors and outdoors. Provides a safe way to reach higher areas. Easy to clean and lightweight.



L: 760 MM W: 940 MM H: 430 MM



Rubbish Chutes

Our range of chutes are manufactured from high quality MDPE and HDPE plastic which is highly resistant to abrasion and will stay rigid and strong on impact, in both warm and cold weather conditions.

The standard chute sections are produced as one piece mouldings with a channelled top rim which ensures each chute stays in shape under load. Each section is supplied complete with brackets and chains or wire rope fixings, ready for assembly.

20 Inch System

22 Inch System


30 Inch System



A versatile chute system ideal for situations where a rigid system is impractical. Each chute and side entry unit is supplied fitted with brackets and chains for safe and secure linkage. Fixing frames are available as an accessory and should be used to hold the system in place. Stackable for storage and transport.

Once erected this system becomes a semi rigid unit providing extra strength, minimising damage and dust. Designed with a slight taper and increased diameter for durability and blockage prevention. Supplied with wire rope and snap hooks to secure to scaffolding easily without the need for a frame. Stackable for storage and transport.

Ideal for larger debris that would block the narrower chute systems. Semi rigid with a larger diameter means bulky materials can be disposed of easily. Supplied with wire rope and snap hooks for quick and easy fixing straight to scaffolding. Stackable for storage and transport.



SPARE CHAINS & WIRES AVAILABLE TO ORDER



20 Inch Chute System

CHUTE SECTION
DIAMETER TOP: 500 MM
BOTTOM: 400 MM
HEIGHT: 1100 MM



CHUTE SECTION
DIAMETER TOP: 560 MM
BOTTOM: 500 MM
HEIGHT: 1200 MM



CHUTE SECTION
DIAMETER TOP: 760 MM
BOTTOM: 700 MM
HEIGHT: 1200 MM



22 Inch Chute System

TOP HOPPER
DIAMETER TOP: 650 MM
BOTTOM: 400 MM
HEIGHT: 1100 MM



TOP HOPPER
DIAMETER TOP: 600 MM
BOTTOM: 500 MM
HEIGHT: 1200 MM



TOP HOPPER
DIAMETER TOP: 800 MM
BOTTOM: 700 MM
HEIGHT: 1200 MM



30 Inch Chute System


SIDE ENTRY HOPPER
DIAMETER TOP: 650 MM
BOTTOM: 400 MM
HEIGHT: 1100 MM



SIDE ENTRY HOPPER
DIAMETER TOP: 600 MM
BOTTOM: 500 MM
HEIGHT: 1200 MM



SIDE ENTRY HOPPER
DIAMETER TOP: 800 MM
BOTTOM: 700 MM
HEIGHT: 1200 MM



Industrial Safety

Our extensive Industrial safety range has been developed to help you ensure your workplace and workers are protected from everyday hazards and accidents.

We have everything you need to prevent slips, trips, spills and collisions.

Machine & Premises Guards



Spill Management



Storage Cages



Fire Safety



Machine & Premises Guards

Personnel Barrier



HEIGHT	WIDTH	DEPTH	WEIGHT
1000 MM	1100 MM	250 MM	6 KG

A popular barrier system, suitable for commercial or industrial site requirements.

Used to separate workers or pedestrians from vehicle aisles, creating a clearly visible walkway.

Allowing for a safe working zone for operators.

The Personnel Barrier can be water or ballast filled and is available in a range of colours.

- . Manufactured from prime density polyethylene
- . Quick & easy installation
- . One person deployment
- . Robust and sturdy design
- . Forklift able by design

Column Protector



SIZE	HEIGHT	DEPTH	WEIGHT
S200	1100 MM	610 MM	27 KG
S300	1000 MM	610 MM	27 KG

A recently launched solution to damaged posts and supporting columns in the factory, warehouse or yard.

It has been designed to withstand multiple impacts and return back to shape.

The Column Protector is available in two sizes and fits both square and rectangular posts.

It is easily fitted by one person, once in place it is secured with the fitted hook and loop fastening strap.

S200

max square column size:

210 x 210 MM

max rectangular column size:

210 x 260 MM

S300

max square column size:

310 x 310 MM

max rectangular column size:

310 x 360 MM



Bolt Down Guards

Our Bolt Down Guards are manufactured from high quality steel making them ideal for protecting machinery against costly bangs and collisions from forklifts or trolleys. Easily bolted down with the pre-cut fixing holes.

- . 3 size guards available
- . Powder coated finish
- . Other colours available



GUARD	WIDTH	HEIGHT
OSL1	1000 MM	1000 MM
OSL2	1500 MM	1000 MM
OSL3	2000 MM	1000 MM

Machine Guard

A low level protection guard for machinery and racking. Light duty for preventing bumps and dents.

- . High quality 46mm steel tube
- . Pedestrian trip prevention
- . 2 sizes available



GUARD	LENGTH	HEIGHT
LDB10	1000 MM	400 MM
LDB15	1500 MM	400 MM

Vertical Fix Guard

A vertical fix alternative to the bolt down guard. Can be bolted to walls, building or columns for internal or external use. Designed to prevent damage to brickwork by vehicles, also ideal for highlighting and protection when parking in close proximity to buildings.

- . Powder coated finish
- . High quality steel
- . 3 sizes available



GUARD	WIDTH	HEIGHT
OSV1	1000 MM	1300 MM
OSV2	1500 MM	1300 MM
OSV3	2000 MM	1300 MM

Upright Column Protector

Variable height protectors in L and U shaped steel plate standard 6mm thickness.

- . Yellow powder coat finish
- . Fixing holes on base
- . 3 sizes in both shapes



OSL

OSL4	HEIGHT	400 MM
OSL8	HEIGHT	800 MM
OSL12	HEIGHT	1200 MM



OSU

OSU4	HEIGHT	400 MM
OSU8	HEIGHT	800 MM
OSU12	HEIGHT	1200 MM



Heavy Duty Protection Guard

A heavy duty protection guard which provides enhanced protection to important and sensitive facilities. Ideal for protecting columns, pillars, pipe work and buildings. Available in 6 sizes.



CODE	DIMENSIONS
PG300	60 X 300 MM
PG1000	60 X 1000 MM
PG1500	60 X 1500 MM
PG2000	60 X 2000 MM
PG1215	1200 X 1500 MM
PG1220	1200 X 2000 MM

Tube Corner Guards

Protect your vulnerable exposed corners and internal machine racking with our tube corner guards. Made from high quality curved steel tube in 42mm and 76mm diameters.

- . Powder coated finish
- . Supplied with fixings
- . 2mm thickness
- . Yellow with black stripe as standard



Heavy Duty Bollards

No more dented door frames and shutters. Ideal for protecting door areas and corners of buildings in close proximity to vehicle operation. Available in 4 different diameters of steel from light to heavy duty.

- . Bolt down base plates
- . 3 Height options
- . Powder coated finish
- . External or internal use.



HEIGHT	DIA:	90 MM	160 MM	194 MM	270 MM
500 MM	CODE:	HDB590	HDB516	HDB519	HDB527
800 MM		HDB890	HDB816	HDB819	HDB827
1200 MM		HDB1290	HDB1216	HDB1219	HDB1227

SIZES AVAILABLE IN 42 MM AND 76 MM

H: 350 X L: 600 MM
H: 600 X L: 600 MM
H: 1200 X L: 600 MM



Oak Guard

A secure steel protection gate designed to fit standard lift shaft and staircase openings during construction or maintenance works.

Fall protection on sites is a highly important element required for the safety of workers who need access to areas that are subject to restrictive access control measures.



Constructed from 25mm steel and powder coated for protection, as standard in high visibility yellow.

Supplied with M12 expanding bolts, used for mounting the gate to the surrounding wall.

Easy to install

- Adjust to required width
- Insert clamp bolts & tighten
- Secure to wall using fixing bolts supplied

- Bolt together cuffs allow for full width adjustment



ESSENTIAL FALL PROTECTION

MAX DIMENSIONS – FULLY EXTENDED
HEIGHT: 1605 MM
WIDTH: 1455 MM
DEPTH: 91 MM

MIN DIMENSIONS – FULLY CLOSED
HEIGHT: 1605 MM
WIDTH: 840 MM
DEPTH: 91 MM

WEIGHT: 25KG



Oak Cage

A foldable cage for safe storage of gas cylinders.

One piece steel frame with no detachable parts, easily erected in under 1 minute.

Once folded down when not in use the Oak Cage will take up a space of 180mm in height and can be stacked upto 12 cages high.

Included in the construction is a padlock point for security.

A galvanized finish will offer weather resistant protection to provide greater durability and a longer working life.

- Various standard sizes are available
- Can also be used to store tools or high value equipment.



HEIGHT: 1800 MM WIDTH: 1240 MM DEPTH: 1300 MM



Multi compartment option



Oak Trunk

Tough steel storage for chemicals and tools, ideal for factory floors or work vehicles.

High quality galvanised steel body with ventilation points for fume release.

Fitted with a lockable hinged lid and side plates ready to be fixed into place.

Features

- Other size options and colours available.
- Ventilation holes
- Bolt down holes



WIDTH: 420 MM DEPTH: 380 MM HEIGHT: 390 MM

Oak Box Pallet

A steel multi purpose storage box for industrial use.

An ideal solution for storing equipment and materials in the workplace.

Available with mesh or solid sides and stackable for convenience.

Features

- Available with a drop down front
- Various size options are available



SIZE SHOWN: 610 X 610 X 460 MM



ALL DESIGNS CAN BE MADE TO SPECIFIC SIZES



Spill Management

A range of drum spillage pallets and trays to help you comply with containment regulations and law.


Suitable for industrial, commercial and construction industries, our products offer solutions across the board.

From one litre containers to four drum sump containment pallets and IBC bunds, we have thought of it all.



Drip Trays

Spill containment solutions designed to capture small leaks and drips.



Sump Pallets

Secondary containment for use when storing hazardous liquids.



Bunds

Efficient, liquid & chemical containment to use for the prevention of workplace hazards.



Spill Management



Drum Sump Pallet

Rotationally moulded, heavy duty polyethylene sump pallets. Designed to be strong and resilient yet lightweight and easy to handle. All designs are stackable for easy storage and transportation.

Features

- . All sizes comply with legislation
- . Hold upto 110% of the contents of a single container
- . Highly durable for multiple use
- . Easy to clean and practical



SUMP	LENGTH	WIDTH	HEIGHT
1 DRUM	900 MM	700 MM	520 MM
2 DRUM	1370 MM	700 MM	300 MM
4 DRUM	1350 MM	1350 MM	220 MM

Drip Trays

A choice of smaller spill containment options, ideal for use where space is tight and the task is on a smaller scale.



Small drip tray

Poly drip tray

L: 350 MM W: 350 MM H: 150 MM L: 800 MM W: 800 MM H: 150 MM

- The Small Drip Tray is strong and reliable for a container capacity of 1-2 litres.
- The larger Polyethylene Drip Tray comes with or without a steel grid and is perfect for catching spills from containers upto 205 litres.

Drum Drip Tray



A tough and durable round drip tray designed to accommodate 205 litre drums.

DIAMETER: 800 MM HEIGHT: 200 MM

Drum Funnel



Great for filling drums with no spills. Secure fit and external spout.

L: 70 MM H: 200 MM DIAMETER: 800 MM



Jumbo IBC Bund

Perfect for use when storing any form of chemical, oil or other liquid in an IBC.

The Jumbo IBC Bund has been designed to help protect the workplace, its personnel and the immediate surrounding environment.

Manufactured from prime MDPE using chemical resistant polymer the Jumbo is a perfect alternative to a steel sump.

Corner ribbed support feet mean the Jumbo is able to accommodate an IBC weighing up to 1600kg.

With no drainage points the Jumbo has no risk of leakage, so no environmental hazard.



Corrosion free - no steel grid or metal parts



Ribbed corner feet

- . Easily movable, as compatible with most forklift and pallet trucks
- . Corrosion free - no steel parts
- . 1350 Litre capacity
- . 100% recyclable
- . Remains robust under a heavy load

LENGTH	HEIGHT	WIDTH
1400 MM	980 MM	1400 MM



Bund Canopy

Protection from the elements promotes a longer life for your liquid storage equipment.

Outdoor storage of your chemicals, liquids & water often means battered and bruised IBC's.

Waterproof, wind resistant and UV protected means the Bund Canopy will provide the reassurance you need when choosing the right cover for your IBC and bund.



Dual roll up clasps

Fixed on top of the Jumbo Bund, the steel frame and attached PVC canopy allows easy access to your IBC.



Dual zip closure



Steel frame with securing loops

With a dual zip, roll up opening and clip fasteners in both front corners mean its a simple one-man job, even when the forces of nature are against you.

The entire IBC is covered by the canopy, resulting in a longer long life for your equipment and stored liquids without compromising on the capacity of your spillage bund.

WIDTH	DEPTH	HEIGHT	OPENING DIMENSIONS
1440 MM	1400 MM	1500 MM	W:1250 MM H:1400 MM



Fire Safety Accessories

Our range of extinguisher stands are all manufactured from UV stabilised polyethylene allowing its moulded design to be robust and durable in use.

All designs are chemical resistant and non-corroding.

Single Plinth

DIAMETER: 205 MM WEIGHT: 1.5 KG



Single Stand

DIAMETER: 250 MM WEIGHT: 3 KG

Suitable for permanent or temporary use and ideal for public locations such as - shops, schools, hotels, offices, arenas and event sites.



Twin Stand

DIAMETER: 240 MM WEIGHT: 5.2 KG

Manufactured in high visibility red as standard for a clear and identifiable fire point location.



Twin Plinth

DIAMETER: 240 MM WEIGHT: 2.8 KG



Materials Handling

A popular range of products designed and manufactured to be ergonomically friendly and practical.

The handling of workplace materials can mean heavy lifting and repetitive movements which can put strain on our bodies.

Our range of Materials Handling trolleys and skips will help relieve the pressure by carrying the weight of waste and packaging materials for you.

All of our trolleys are at a comfortable height for movement so no more lifting and bending to take waste from one location to another.



Trolleys & Bottle Trucks

A selection of wheeled polyethylene trolleys designed for commercial and industrial usage. Ideal for hospitality use.



Recycling Trolleys

A range of larger capacity polyethylene trolleys designed for commercial and industrial use.



Trolleys & Bottle Trucks

We offer a range of wheeled trolleys in various sizes from 250 litres to 500 litre capacity.

All sizes are rotationally moulded for strength and durability and come supplied and fitted with either 100 mm or 160 mm fixed & swivel castors.

150 Litre Rota Trolley

A strong and durable small capacity rotationally moulded, wheeled trolley. Ideal for the transport of waste or movement of materials indoors or outdoors.

Produced from UV stabilised prime polyethylene.

- . Ideal for use in smaller spaces



L: 750 MM
W: 700 MM
H: 690 MM

250 Litre Rota Trolley

Ideal for transporting waste materials indoors or outdoors.

Made from UV stabilised polyethylene and with a choice of castor sizes for smooth movement on varying floor surfaces.

- . Available in food grade option
- . Ideal for construction waste or plastic parts




L: 1065 MM
W: 760 MM
H: 660 MM

333 Litre Rota Trolley

A larger capacity trolley, suited to lightweight bulk goods transportation. Its narrow design makes it easy to manoeuvre through doorways.



A handle can be fitted to aid steering



Spare castors are available



L: 1015 MM
W: 710 MM
H: 810 MM

A COLOUR OPTION IS AVAILABLE WITH OUR
STANDARD TROLLEY RANGE



450 Litre Rota Trolley



A heavy duty trolley with extra capacity, for a larger load.

Complete with smooth running castors to allow for easy movement.

. Manufactured with a lid for improved containment

. Suitable for food grade materials

L: 1350 MM
W: 760 MM
H: 740 MM

440 Litre Bottle Truck



FOOD GRADE OPTION AVAILABLE

Manufactured from prime food grade specification material and complete with a powder coated steel frame for strength.

Our Bottle Truck with lid is perfect for those jobs with a heavier or more fragile load.

. Fitted with swivel castors for better movement under pressure.

ALSO
AVAILABLE IN
250 LITRES

333 Litre Push Trolley



L: 130 MM W: 785 MM H: 1060 MM

A heavy duty no-nonsense trolley.

Generous capacity and shaped for its contents to be easily accessed.

Complete with frame & castors.

MULTI USE
TROLLEY

500 Litre Heavy Duty Trolley



Extra large capacity trolley for help with the heavier loads.

Strong and durable body, easy movement castors making light work of your jobs.

L: 1100 MM
W: 1110 MM
H: 850 MM



Recycling Trolleys & Containers

550 Litre Pallet Box

A heavy duty container for the movement and storage of food grade or industrial materials.
A practical solution to high volume storage.

Forkliftable from the base and stackable when not in use or being transported.
It comes with a lid that also has the option of being hinged.
The pallet box can be made lockable for security of contents.

.Suitable for pallet trucks

LENGTH	HEIGHT	WIDTH
1070 MM	895 MM	970 MM



FOOD GRADE
OPTION
AVAILABLE



Our range of recycling trolleys are available in sizes 250-500 litres and are perfect for separating and transporting recycling waste.

We offer labelling on our trolleys and a colour option, as well as the addition of a handle to help manoeuvre around.

100mm or 160mm castors are available on our trolleys, depending on the size required.



Bespoke labelling available



Waste Management & Litter Bins

Our Waste Management & Litter Bin range is constantly expanding.

We have everything from food caddy bins, dog waste bins, street waste bins to commercial wheeled bins.

So however big or small your waste needs are, we have a solution.



Wheeled Bins

A selection of durable and reliable wheeled bins, available in various designs and capacities.



Litter Bins

Designed in house with the consumer in mind, our range of litter bins offer a choice of style, capacity and purpose.



Internal Waste

A varied range of internal waste storage solutions.



2 Wheeled Bins

A range of 2 wheeled bins to suit both domestic and smaller commercial usage.

Available in various sizes and colours and all manufactured in accordance to the required standards.

- . Manufactured from prime HDPE
- . Solid steel wheel axle
- . Weather and chemical resistant
- . Smooth running rubber wheels
- . Easy movement even under heavy load
- . Can be recycled end of life

MANUFACTURED TO DIN 30700/EN 840 STANDARDS



80 Litre



140 Litre



240 Litre



120 Litre



360 Litre

CAPACITY	H: W: D: MM	WEIGHT	MAX LOAD
80 LTRS	935 X 449 X 513	10 KG	40 KG
120 LTRS	927 X 480 X 543	10.4 KG	48 KG
140 LTRS	1055 X 479 X 544	10.7 KG	56 KG
240 LTRS	1062 X 573 X 715	14.2 KG	96 KG
360 LTRS	1098 X 580 X 880	20 KG	160 KG

COLOUR OPTION AVAILABLE IN:
GREY, GREEN, BLUE, BROWN, RED, YELLOW



4 Wheeled Bins



660 litre



770 litre



1100 litre

A range of larger capacity wheeled bins
Manufactured from prime HDPE, resistant to UV, cold, heat and chemicals.
Ideal for commercial use, with added options – forklift channels, open front.

- . Well placed handles for easy handling
- . Lockable wheels
- . All metal parts are galvanised
- . Smooth running castors
- . Can be recycled at end of life

MANUFACTURED TO DIN 30700/EN 840 STANDARDS



Open front



Forklift channels

COLOUR OPTION AVAILABLE IN:
GREY, GREEN, BLUE, BROWN, RED, YELLOW

CAPACITY	H: W: D: MM	WEIGHT	MAX LOAD
660 LTRS	1215 X 1370 X 784	45 KG	270 KG
770 LTRS	1355 X 1370 X 784	47 KG	310 KG
1100 LTRS	1295 X 1370 X 1118	58 KG	450 KG



Eximo Waste Bin

The Eximo is suitable for indoor and outdoor use and can be used for general or recycling waste. It can be used as a single unit bin or a dual unit by sitting them back to back.

The dual unit will allow you to have a general waste and a recycling waste unit together to allow for both waste options. In fact you can have any configuration you need by changing the decal on the front of each unit.

- Twin skin body for added strength
- Stub tray can be added
- Anti-vandal locking door panel
- Decals include – glass, paper, general mixed waste



ALSO POPULAR AS A SINGLE UNIT

H: 1150 MM W: 580 MM D: 560 MM

Apollo Dog Bin

A modern, attractive and unique design which can be wall or post mounted.

Waste tray lid opening to prevent contamination and odour.

- Separate waste lid
- Generous capacity
- Durable construction
- Recyclable after working life



Inside liner



Rear fixing holes



H: 500 MM W: 360 MM D: 200 MM

Titus Waste Bin

A practical waste bin with an inside liner for easy emptying.

Designed to be an attractive and modern option with a sleek image.

- Easy to open lid with a handled liner.
- Can be wall or post mounted
- Generous capacity 25 litre
- Recyclable at end of life
- Mount by steel clip or screw
- Available with or without a lid



H: 500 MM W: 360 MM D: 200 MM



Litter Bins



H: 1040 MM W: 560 MM

Centurion 100L Litter Bin

A classically styled pillar like design that will sit comfortably in any landscape from historic villages to urban walkways.

- . 2 piece design
- . Twist off cowl
- . Easy to empty
- . Logo & reflective trim option
- . Freestanding or fixed application
- . Made from recyclable material
- . Colour option available



H: 1030 MM W: 540 MM

Trojan 100L Litter Bin

Its contoured design and wide base allows for maximum capacity without losing stability when in place on pedestrian footpaths.

- . 2 piece design
- . Locking system
- . Pedestrian friendly
- . Logo option
- . Freestanding or fixed application
- . Made from recyclable material



H: 1030 MM W: 540 MM

Cesar 120L Litter Bin

A larger volume bin in the range offering a higher waste capacity.

With a traditional look and twist lockable design, the Cesar is a popular option.

- . 2 piece design
- . Key lockable
- . Hooded or open top option
- . Galvanised steel liner
- . Freestanding or fixed application
- . Made from recyclable material

Options Available

- . Ashtray or stub plate option
- . Seagull flap option
- . Personalised logo option



Galvanised steel liner



Ashtray option



Drum Swing Bin Lid

This swing bin lid can turn any empty standard 45 gallon drum into high capacity litter bin.

No complicated installation is needed as the swing lid simply sits on top of the Drum and is heavy enough to stay in place.

A FESTIVAL MUST HAVE !

- Suitable for festivals, outdoor events or factory floors.
- Manufactured from MDPE
- Large waste opening
- Easy to clean

**HEIGHT: 300 MM DIAMETER: 650 MM
OPENING WIDTH: 170 MM**



**SUITABLE FOR INDOOR
OR OUTDOOR USE**

Our indoor recycling units have a generous 60 litre capacity. Ideally situated within offices or warehouses to accommodate your recycling needs, creating a specific recycling collection point.

The lid can be easily removed for emptying and cleaning.

A wide choice of aperture options are available to suit your recycling needs. WRAP icon labels are also available as well as company personalisation.

- . UV stabilised polyethylene
- . Colour option available

Indoor Recycling Waste Bins



LENGTH: 130 MM WIDTH: 785 MM HEIGHT: 1060 MM



Grit Bins & Winter Essentials



We manufacture the largest range of Grit Bins in the UK.



All you need to get you safely through the winter season.



Manufactured from prime UV stabilised polyethylene, corrosion proof and weatherproof, giving you a durable yet rigid product.



Sizes start from 100 litres through to 400 litres, with a range of options to suit your individual needs.



Salt spreaders and snow scoops are all available in our Winter Essentials range.



Largest Range In The UK

Grit Bins & Winter Essentials

Every design size comes with a double skinned lid for increased strength and reliability, inserted with a full length hinged rod to prevent weakness on the end joints.

Recognisable by their unique shape, designed to allow for the straightforward removal of grit whilst in position at the roadside, our grit bins are unobtrusive and take up minimal space on a footpath, walkway or carpark.

A GRIT-SALT moulding is a feature of all sizes of bin as standard, but on request can be produced plain.

- . Fully stackable for transport and storage ease
- . Drain holes in the base
- . Company logo option
- . Recycled or part recycled option

. Ideal for smaller areas

100
LITRE



LENGTH: 700MM WIDTH: 450MM DEPTH: 520MM

COLOUR OPTION
AVAILABLE ON
ALL SIZES

LENGTH: 750MM WIDTH: 490 MM DEPTH: 890MM



169
LITRE

ONE OF OUR
MOST POPULAR
SIZES



200
LITRE

Open front
option

. Larger capacity, compact design

LENGTH: 790MM WIDTH: 500MM DEPTH: 755MM



285
LITRE

LENGTH: 1085MM WIDTH: 500MM DEPTH: 730MM





340
LITRE

ONE OF OUR
MOST
POPULAR SIZES

LENGTH: 1085MM WIDTH: 500MM HEIGHT: 850MM

- . Fully stackable
- . Fold back lid for easy filling



400
LITRE

LENGTH: 1150MM WIDTH: 500MM HEIGHT: 850MM

- . Our largest capacity grit bin
- . Maximum grit storage



ALL SIZES ARE
FULLY STACKABLE
FOR TRANSPORT
& STORAGE



Hasp & Staple
Option

Recycled Option available in all sizes

75L
GRIT
CADDY



The 75 Litre Grit Caddy is perfect for helping you spread grit over larger areas. Taking the grit directly to each area in turn. 4 castors make movement effortless and a hold clasp will keep the lid open when in use.

GRIT/SALT
SPREADERS

30KG capacity ideal for grit & salt distribution.

- . Rust-proof hopper
- . All in one unit with flip up handle
- . 8" pneumatic wheels
- . Easy to use gauge & lever control



30KG

18KG capacity salt spreader.

- . Variable for adjustable spreading
- . Up to 2 metre spread
- . 20 cm poly wheels

. Lightweight



SHOW
SHOVEL



18KG



Water Storage

A select range of multi-purpose water butts, rotationally moulded for maximum strength.

Design to prevent weak spots within the construction of the tanks, giving you assurance and quality.

So, whether its general water storage or rainwater harvesting, we will have a water butt to suit your needs.



Water Storage



Water Butts

All Manufactured to
ISO 9001 Accreditation



Water Storage

1000 Litre bulk water container within a steel cage.

Fitted with an outlet tap for emptying.

- . Stackable upto 3 high even when full
- . Ideal for restricted space areas



WIDTH: 1000 MM DEPTH: 1200 MM

340 litre, heavy duty, plastic moulded water butt.

The large open top design makes the collection of water on site simple.


- . Made from 100% recycled plastic
- . Ideal for use on construction sites



HEIGHT: 890 MM DIAMETER: 710 MM

Ideal for garden water storage or site use.
Supplied with a lid as standard.
Stackable design.

Standard Water Storage Butt



200 LITRE CAPACITY

Optional extras

- . Tap option
- . Stand option
- . Available with a diverter kit.





HEIGHT: 890 MM
DIAMETER: 640 MM
CAPACITY: 200 LITRE

Bell Water Butt

The ornamental appearance of a cast iron water butt with all the benefits of a plastic design.
Supplied with a lid, large top opening & a tap at the base.

- . Strong, yet lightweight



AVAILABLE IN
BLACK OR GOLD

Victoriana Water Butt

An ornamental gothic design produced in plastic for durability.

Available with or without a lid.
Fitted with a tap at the base.

- . 225 Litre capacity



HEIGHT: 1110 MM
DIAMETER: 1000 MM

Heavy Duty Water Butt

A lightweight, yet strong water butt.
Easy to handle with a twist locking lid.

- . Stackable design
- . Tap at base
- . Stand option available
- . 200 Litre capacity



Index

	Page no:		Page no:
A		H	
Apollo litter bin	66	Halt worx	8
B		Heavy duty guard	50
BarrierHoard	32	Hoardplas	33,34
Barrier stillage	7	Hoop barrier	26
Bell water butt	74	I	
Bollards – steel	50	IBC	73
Bolt down	49	Indoor recycling bins	68
Bottle trolley	61	J	
Box pallet	53	Jumbo IBC bund	56
Buckets	44	K	
Builders step	44	Kerb ramps	23
Bund canopy	57	L	
C		Litter bins	66
Car park barriers	25	M	
Centurion litter bin	67	Machine guard	49
Cesar litter bin	67	Manual swing arm barrier	27
Chutes – rubbish	45-46	Mirus barrier	19
Column protector	48	Mixing tray	44
Corner guards	50	N	
Crane lift tub	42-43	Novus barrier	11
D		O	
Drip tray	55	Oakcage	52
Drum sump	55	Oakguard	51
Drum swing lid	68	Oaklog	20
E		Oakpoint	36
Eco tub – crane lift	41	Oaktrunk	53
Euro barrier	3	P	
Euro tub – crane lift	41,42	Perma rail	10
fork lift	40	Personnel barrier	48
Evo angle	3	Plasterers bath	44
Evo barrier	2		
Eximo litter bin	66		
F			
Fencing	28		
Fire extinguisher stands	58		
Firmus barrier	5,6		
Flexi bucket	44		
Forklift tub	40,41		
G			
GB2 barrier	15		
Goal post barrier	21		
Grit bins	70,71		
Grit caddy	71		

Page no:**Page no:****R**

RB22 barrier	17,18
RB500 barrier	4
RB1000 barrier	4
RB1300 barrier	4
RB1500 barrier	4
RB2000 barrier	13,14
Recycling trolley	62
Ride-rak	27
Rota barrow	44
Rota block large	29
Rota block mini	30
Rota hoard	35
Rota slot	31
Rota trolley	60,61

S

Salt/grit spreader	71
Sani post	38
Serviguard	8
Signs	24
Site wall	12
Site water butt	73
Snow shovel	71
Speed ramps	23
Standard water butt	73
Stop/go sign	23

T

Temp ped	7
Temp Safe	28
Tip skip – crane lift	43
Titus litter bin	66
Traffic cones	24
Trojan litter bin	67

U

Unicus barrier	19
Uni tub	41,42

V

Vertical fix guard	49
Victoriana water butt	74

W

Wash point	37
Wheeled bins	64,65
Wheel stop guard	26

X

Xtender barrier	9
-----------------	---

Oaklands Group



+44 (0) 1675 466321
Sales@oaklands-group.com
www.oaklands-group.com

