


# *SteelStand*

## **TYRESÖSTÖTTAN**



An all-steel stand suitable for boats of max 18 meter length overall. A variety of models are available to fit every kind of boat.

The steel stand is intended for clubs, marinas and boatyards at locations with good ground conditions, where the outstanding safety of the G-C SteelCradle with its very stable bottom frame and keel ladder is not necessarily required.

- **Very easy to dismantle for storage or transportation**
- **Quick height adjustment (winged nut and trapezoidel thread)**
- **Large pivoted and rubber-padded hull plate**
- **All parts are black powder coated**
- **Requires only a minimum of storage space during the sailing season**

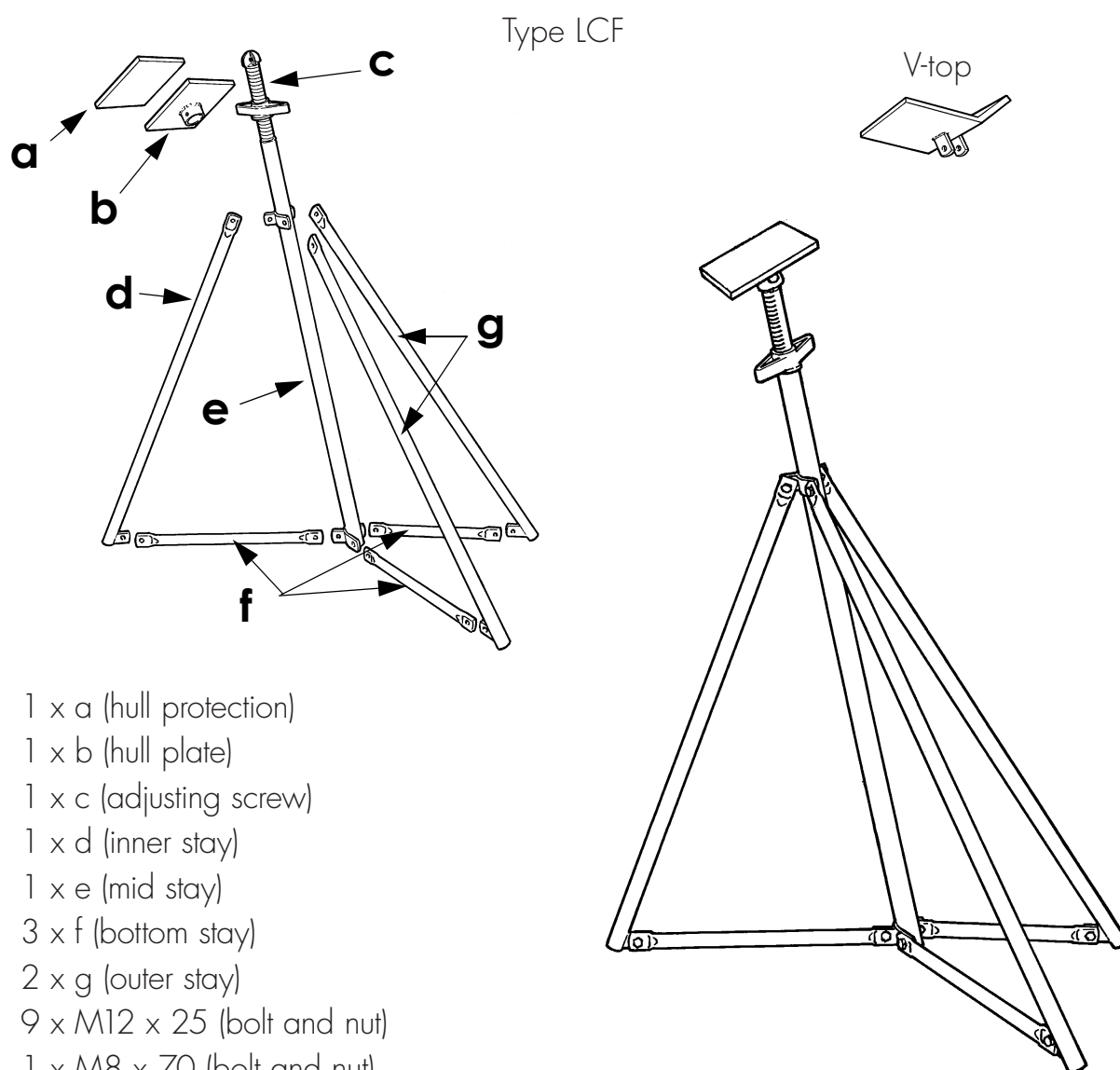
Customized stands are produced in accordance with individual desires.



*Manufactured in SWEDEN by:*

**Maskinfabriken G-C A.B.**

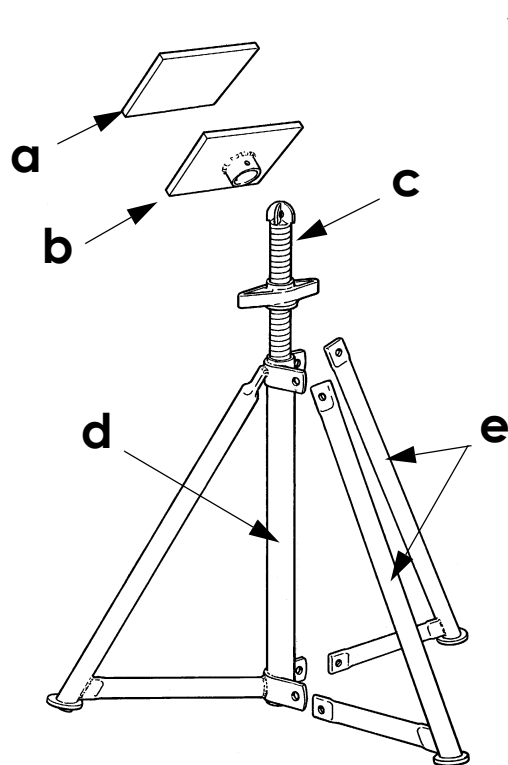
## SteelStand



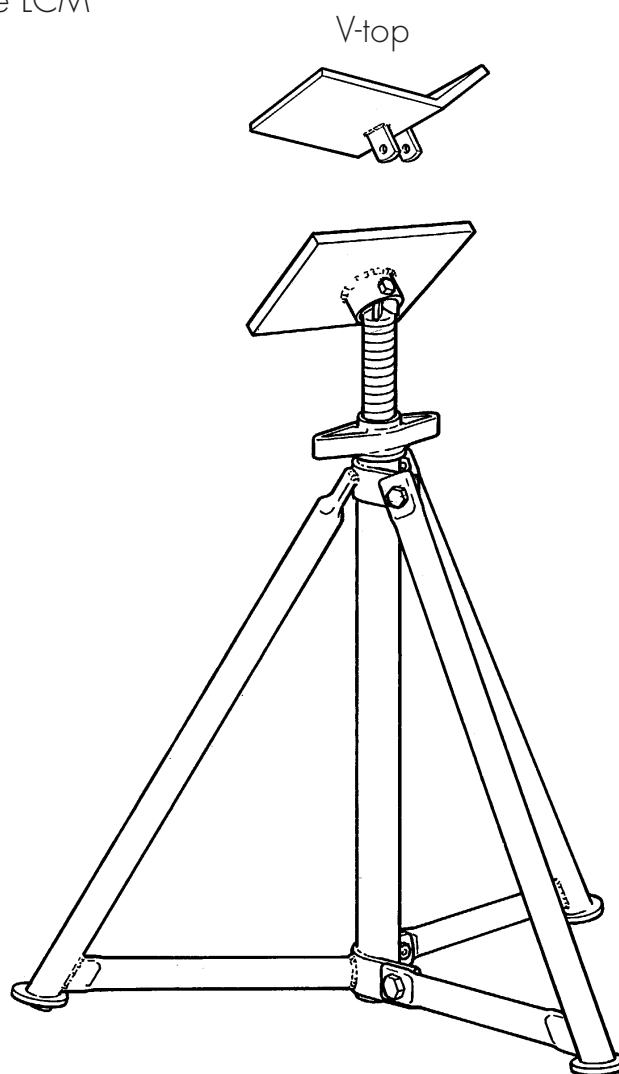
- 1 x a (hull protection)
- 1 x b (hull plate)
- 1 x c (adjusting screw)
- 1 x d (inner stay)
- 1 x e (mid stay)
- 3 x f (bottom stay)
- 2 x g (outer stay)
- 9 x M12 x 25 (bolt and nut)
- 1 x M8 x 70 (bolt and nut)
- 1 x lashing per pair of stands

Type	Max load (kg)	Height (mm)		Weight (approx. kg)
		min	max	
LCF 80	1250	800	1250	16
LCF 110		1100	1550	19
LCF 130		1300	1750	22
LCF 150		1500	1950	25
LCF 170		1700	2150	30
LCF 190		1900	2350	35
V-top				2

# SteelStand



Type LCM



- 1 x a (hull protection)
- 1 x b (hull plate)
- 1 x c (adjusting screw)
- 1 x d (mid stay)
- 2 x e (outer stay)
- 4 x M12 x 25 (bolt and nut)
- 1 x M8 x 70 (bolt and nut)

Type	Max load (kg)	Height (mm)		Weight (approx. kg)
		min	max	
LCM 500	2500	500	800	11
LCM 600		600	900	14
LCM 750		750	1050	15
LCM 900		900	1200	17
V-top				2

## General recommendations:

Sailboats/Motorsailers: Type LCF.

The required number of stands depends on the weight, length and draught of the boat.

Motorboats: Type LCM, (may also be combined with Type LCF).

The required number of stands depends on the weight, length and draught of the boat. The height of Type LCM stand depends on the hauling and launching method in use, which determines the necessary height of the keel above ground. The stands which support the keel need to be equipped with V-tops instead of hull plates.

Motorboat	Sailboats/Motorsailers		No. of stands	Length (m)	Weight (ton)
Type		Draught (m)			
LCM	LCF				
500/ 600/ 750/ 900	80	0,8–1,25	4–6	max 9	max 5
	110	1,1–1,55			
	130	1,3–1,75			
	150	1,5–1,95			
	170	1,7–2,15			
	190	1,9–2,35			
500/ 600/ 750/ 900	80	0,8–1,25	6–8	max 12	max 7,5
	110	1,1–1,55			
	130	1,3–1,75			
	150	1,5–1,95			
	170	1,7–2,15			
	190	1,9–2,35			
500/ 600/ 750/ 900	80	0,8–1,25	8–10	max 15	max 10
	110	1,1–1,55			
	130	1,3–1,75			
	150	1,5–1,95			
	170	1,7–2,15			
	190	1,9–2,35			
500/ 600/ 750/ 900	80	0,8–1,25	10–12	max 18	max 12,5
	110	1,1–1,55			
	130	1,3–1,75			
	150	1,5–1,95			
	170	1,7–2,15			
	190	1,9–2,35			