

EnerSys[®] outstanding EON Technology[®] further extends the technical leadership of PowerSafe[®] SBS batteries: not only do PowerSafe SBS EON Technology cells and monoblocs retain the benefits typically associated with EnerSys' Thin Plate Pure Lead technology (long life, high energy density, superior shelf life, etc.), they also deliver exceptional cyclic performance in both float and fast charge applications, even in the hottest and harshest operating environments.

Where conventional VRLA AGM batteries struggle to cope with harsh conditions and frequent power outages, EON TPPL technology makes PowerSafe SBS 2V and 12V batteries the perfect solution for the challenging operating conditions of today's telecommunication networks. The specification of PowerSafe SBS EON technology also makes SBS B14 - 900 suitable for large-scale UPS and off-grid energy storage applications.

The PowerSafe SBS EON Technology battery range is available in several configurations: the front terminal SBS B14 - 190F designs which make installation and inspection quick and easy, the classic top terminal SBS 410 design and the SBS 320 - 900 series which offers industry-leading capacities (up to 900Ah) in OPzV's DIN container sizes.

For superior energy and power, high performance and proven reliability, there is no substitute to PowerSafe SBS EON Technology batteries.

Features & Benefits

- Capacity Range: 62 - 900Ah
- Superior cyclic performance
- Exceptional fast charge acceptance ability
- High energy density
- Resilient to harsh environments
- Long design life
- Up to two year shelf life



EnerSys[®]

Power/Full Solutions

RESERVE
POWER

Construction

- Positive plates - pure lead grids manufactured using a unique process
- Negative plates - provide perfect balance with the positive plates to ensure optimum recombination efficiency
- Separators - superior quality microporous glass mat separator with high absorption and stability
- Containers and lids - UL94 V-0 rated flame retardant ABS material, highly resistant to shock and vibration
- Electrolyte - high grade dilute sulphuric acid absorbed into separator material
- Terminal design - proven, high integrity leak resistant terminal seal design
- Self-regulating pressure relief valves - prevent ingress of atmospheric oxygen

- Flame arrestors - built into each bloc/cell for increased operational safety

Installation and Operation

- Designed for operation in traditional float applications or cyclic/hybrid applications
- PowerSafe® SBS batteries are designed for use in cabinets or on stands, close to the point of use. A separate battery room is not required
- SBS B14 - 410 models can be mounted in any orientation except inverted. SBS 320 - 900 must be installed in horizontal orientation
- Up to two year shelf life
- Low maintenance: no water addition required
- Wide operating temperature range: -40°C to +50°C

Standards

- Designed to be compliant with international standard IEC 60896/21 & 22
- Classified as "Long Life" according to Eurobat guide 1999
- UL recognised component (approval pending for SBS 320 - 900)
- Approved as non-hazardous cargo for ground, sea and air transportation in accordance with US DOT Regulation 49 and ICAO & IATA Packing Instruction 872
- The management systems governing the manufacture of PowerSafe SBS products are ISO 9001:2008 and ISO 14001:2004 certified

General Specifications

Battery Type	Nominal Voltage (V)	Nominal Capacity (Ah)		Nominal Dimensions (mm)			Typical Weight (kg)	Short Circuit Current (A) ⁽¹⁾	Internal Resistance (mΩ) ⁽¹⁾	Terminals
		10 hr rate to 1.80Vpc @ 20°C	8 hr rate to 1.75Vpc @ 77°F	Length	Width	Height (over insulation)				
SBS B14	12	62	62	280	97	264	19.1	1800	7.0	2 x M8 F
SBS B14F	12	62	62	303	97	264	19.1	1800	7.0	2 x M6 M
SBS C11 ⁽²⁾	12	92	91	395	105	264	28.0	2300	5.5	2 x M8 F
SBS C11F ⁽²⁾	12	92	91	417	105	256	28.0	2300	5.5	2 x M6 M
SBS 100 ⁽²⁾	12	100	100	395	108	287	32.6	2210	5.6	2 x M8 F
SBS 100F ⁽²⁾	12	100	100	395	108	287	32.6	2210	5.6	2 x M6 M
SBS 170F ⁽²⁾	12	170	170	561	125	283	52.5	2750	4.5	2 x M6 M
SBS 190F ⁽²⁾	12	190	190	561	125	316	60.0	3990	3.2	2 x M6 M
SBS 410 ⁽²⁾	2	410	410	200	208	239	23.2	4725	1.3	2 x M8 M
SBS 320 ⁽⁴⁾	2	320	320	103	206	403	20.0	TBA ⁽³⁾	TBA ⁽³⁾	2 x M10 M
SBS 400 ⁽⁴⁾	2	400	400	124	206	403	24.0	TBA ⁽³⁾	TBA ⁽³⁾	2 x M10 M
SBS 480 ⁽⁴⁾	2	480	480	145	206	403	28.0	TBA ⁽³⁾	TBA ⁽³⁾	2 x M10 M
SBS 580 ⁽⁴⁾	2	580	580	124	206	520	33.0	TBA ⁽³⁾	TBA ⁽³⁾	2 x M10 M
SBS 680 ⁽⁴⁾	2	680	680	145	206	520	38.5	TBA ⁽³⁾	TBA ⁽³⁾	2 x M10 M
SBS 780 ⁽⁴⁾	2	780	780	166	206	520	44.0	TBA ⁽³⁾	TBA ⁽³⁾	2 x M10 M
SBS 900 ⁽⁴⁾	2	900	900	145	206	695	50.0	TBA ⁽³⁾	TBA ⁽³⁾	2 x M10 M

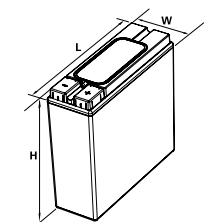
Notes:

(1) Figures obtained via IEC method.

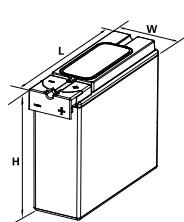
(2) With integral or rope handles.

(3) To be advised October 2013.

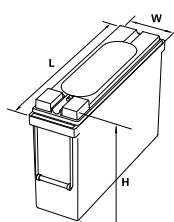
(4) Must be installed in horizontal orientation. In this configuration, the above indicated heights become the lengths, lengths become widths and widths become heights.



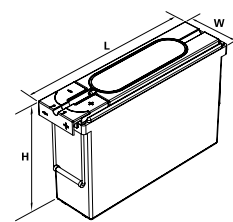
SBS B14



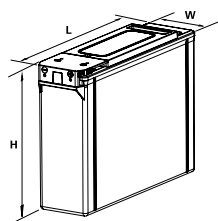
SBS B14F



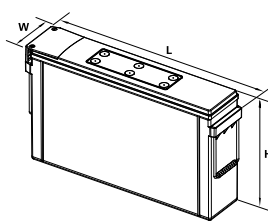
SBS C11



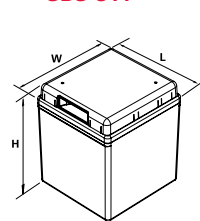
SBS C11F



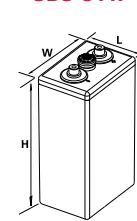
SBS 100 & 100F



SBS 170F & 190F



SBS 410



SBS 320 - 900



www.enersys-emea.com

EnerSys
World Headquarters
 2366 Bernville Road
 Reading, PA 19605
 USA
 Tel: +1 610 208 1991
 +1 800 538 3627
 Fax: +1 610 372 8613

EnerSys EMEA
 EH Europe GmbH
 Löwenstrasse 32
 8001 Zürich
 Switzerland

EnerSys Asia
 152 Beach Road
 Gateway East Building
 Level 11
 189721 Singapore
 Tel: +65 6508 1780

Contact:

© 2013 EnerSys. All rights reserved.
 Trademarks and logos are the property of
 EnerSys® and its affiliates unless otherwise noted.