

FURLING SYSTEM

Top Swivel

the lightest in swiveling





TS5 LION

Equiplite Top Swivels are the lightest in weight, lightest in furling and efficient because it eliminates connections. That's what makes the top swivel, a "top" swivel.

Not only is it based on the rock solid FS foundation that promises an unparalleled stability and weight to strength ratio, it also delivers an incredible increase in performance, maximizes luff lengths and employs the latest industry leading technology for Formula one and super yacht standards.

USED ON:

Code-0 halyard
Genakker halyard
Staysail system
Inner-forestay system

TWO PINS, THREE MODELS

With the two specially designed pins it's possible to suit every desirable situation.

Groovy-pin™

The advantage of the Groovy-pin is that it controls the fibres so it will keep the same tension at all the fibres in every situation. The Groovy-Pin can be used for multiple strand ropes like 360-loops and soft loops.

Compression-pin™

Using the special designed Compression-pin the loads will be equally divided over the entry line. By using the Compression-pin a large contact area is created, increasing friction so the splice will be under less load. The Compression-Pin can be used for single and dual braid lines like halyards.



Compression-pin™



Groovy-pin™



TS5 HALYARD

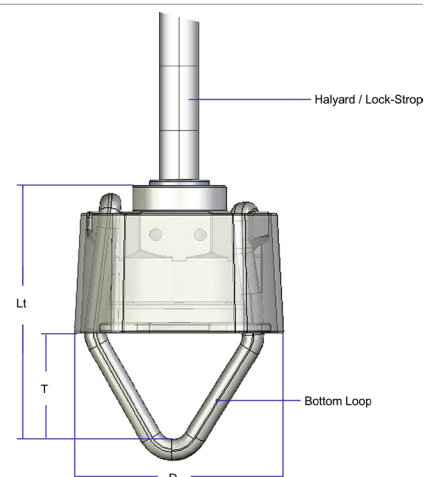
The specially designed top swivel 5 LION can now hold the halyard without the need for additional connectors. A halyard swivel will no longer be necessary. With the use of the specially designed Compression-pin we ensured saving weight and money while improving on the safety aspects.

TS5 BULLET

Just by changing the Compression-pin with the Groovy-pin it's possible to fit all lock-strops of the bullet directly into the swivel. The Groovy-pin is used for multiple strand ropes where you can't accept compression on the fibers.

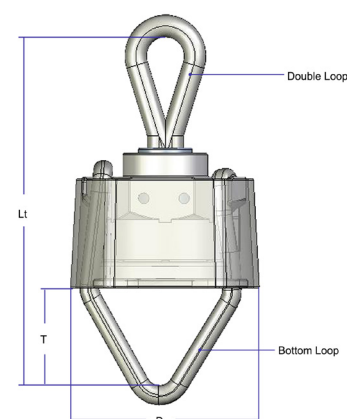
TOP SWIVEL LION

FURLING SYSTEM



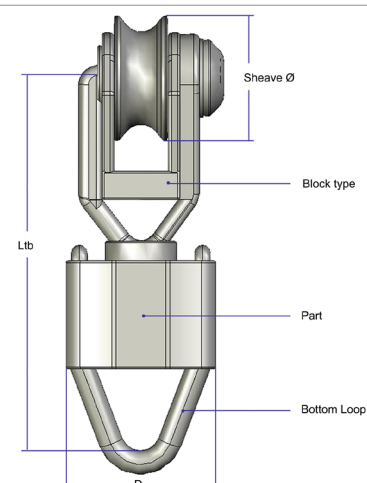
Part	Lt	T	D	Halyard Ø	Bottom loop size	MLS (mm2)	MWL (kg)	Wt (g)
6 TSL	95	40	67	10	20	140	6.000	280
8 TSL	115	50	86	13	24	220	7.600	410
10 TSL	170	70	100	18	32	445	11.000	900
12 TSL	185	85	120	22	40	665	16.000	1.700
14 TSL	200	90	140	24	48	790	20.000	1.900
18 TSL	On request	100	180	On request	On request	On request	30.000	2.300
22 TSL	On request	110	223	On request	On request	On request	45.000	3.100
40 TSL	On request	123	237	On request	On request	On request	85.000	On request

TOP SWIVEL 1:1



Part	Lt	T	D	Double loop size	Bottom loop size	MWL (kg)	Wt (g)
6 TS 1-1	130	40	67	20	20	6.000	290
8 TS 1-1	160	50	86	15	24	7.600	450
10 TS 1-1	230	70	100	18	32	11.000	990
12 TS 1-1	250	85	120	22	40	16.000	1.800
14 TS 1-1	320	90	140	25	48	20.000	2.000
18 TS 1-1	410	100	180	30	64	30.000	2.500
22 TS 1-1	459	110	223	35	78	45.000	3.300
40 TS 1-1	On request	On request	On request	On request	On request	85.000	On request

TOP SWIVEL 2:1



Part	Block type	Ltb	T	D	Sheave Ø	Bottom loop size	MWL (kg)	Wt (g)
6 TS 2-1	18-65-7 BB HL	180	40	67	48	20	6.000	466
8 TS 2-1	20-70-8 BB HL	240	50	86	70	24	7.600	835
10 TS 2-1	24-80-10 BB HL	300	70	100	80	32	11.000	1.800
12 TS 2-1	28-120-12 BB HL	365	85	120	120	40	15.000	2.400
14 TS 2-1	32-135-14 BB HL	395	90	140	135	48	20.000	3.200
18 TS 2-1	36-155-18 BB HL	470	100	180	155	64	30.000	4.900
22 TS 2-1	40-180-22 BB HL	480	110	223	180	78	40.000	6.200
40 TS 2-1	50-240-30 BB HL	On request	On request	On request	On request	On request	70.000	On request

Dimensions in mm, unless otherwise specified.
All data is approximate and subject to change without notice.
Breakload approx 2x maximum workload.

Copyright
All content is copyright 2002-2016 by:
Sailingperfection Group of Companies

All images are copyright by:
Sailingperfection Group of Companies
except where mentioned.

Equiplite Europe
Leerlooiersstraat 6
8601 WK SNEEK
The Netherlands

T: +31 (0)515 41 76 34
W: www.equiplite.eu
E: info@equiplite.eu

Equiplite®