

Bob's Machine

Quality Creates Its Own Demand



- **Hydraulic Jack Plates**
- **Big Foot Nose Cones**
- **Foot Throttles**
- **Water Pick-Ups**

and More!

Call Toll Free - **855-JackPlate**
BobsMachine.com • Local **813.247.7040**

CUSTOM FINISHES! ACTION JAC™ PLATES

**CUSTOM FINISHES -
IF YOU CAN THINK IT,
BOB'S CAN DO IT!**

**CUSTOM COLORS AND HYDROGRAPHICS NOW
AVAILABLE. MOST ANY COLOR AVAILABLE. POWER POLE
AND TALON COLOR MATCHES AVAILABLE. CALL TODAY
TO DISCUSS YOUR CUSTOM COLOR NEEDS**



THE POSSIBILITIES WITH HYDROGRAPHIC ARE PRACTICALLY UNLIMITED! CALL TODAY...



All custom Powdercoating and Hydrographics are done in-house! Left to Right: Dust-free Powdercoat spray booth. Large Powdercoat Oven hardens the Powder for a long-lasting finish. Large Hydrographics tank allows full graphics coverage in one pass.



**SCOTT MARTIN,
FLW CUP CHAMP**



www.BobsMachine.com

NEW! ULTIMATE SERIES COATING


ULTIMATE SERIES COATING

- Available in matte black and matte white
- 3500 hour salt spray test, no corrosion at end of test (ASTM B117 certified test)
- Impact strength measuring 160 inch-lbs which is max the impact tester can measure (ASTM D2794 certified test)
- Hardness test rated 9H hardness rating which is highest hardness rating in test (ASTM D3363 certified test)
- Flexibility test, from 3.1mm and 38mm in a single test, with no cracking or detachment from steel plate (ASTM D522 certified test)
- Adhesion, tested to 5B Adhesion rating, highest adhesion rating possible (ASTM D3359 certified test)
- Abrasion test, cycle coating lasted divided by mils thick, 6000 cycles (double black oxide, 24 times more than Ion bond coating), (ASTM D4060 certified test)



813.247.7040

ACTION SERIES JAC™ PLATES



Item #	Model	Plate lbs. /kilos	Max HP/ Weight (lbs)	Setback (inches /cm)
100-106010	6"	52/23	300/625	6/15
100-108001	8"	56/25	300/625	8/20
100-111000	10"	61/27	300/625	10/25
100-112112	12"	67/30	300/625	12/30
100-114001	14"	82/37	300/625	14/35

- Internal pump inside plate for easier rigging
- One piece jac plate - No C-Channels to bolt on to increase setback
- Pump mounted inside jac plate
- Large powerful motor that can lift heavy outboards under full power in 6 seconds
- Limited lifetime warranty against structural defects
- Can be converted to have pump inside the boat if the owner desires to change style of hydraulic pump
- "Predrilled" for side mount Shallow Water Anchors
- Provides 7.5" (19 cm) of lift
- Wiring is plug and play with waterproof Deutch® connectors
- US & International Patents Pending
- Automotive grease fittings
- Adjustable tension rods



**JAC PLATE INCLUDES
WIRING HARNESS
AND CONTROL
SWITCH**



**ACTION JAC PLATES FEATURE A
3 YEAR WARRANTY ON THE PUMP,
LIMITED LIFETIME WARRANTY
ON THE STRUCTURE**

**CLASSIC JAC PLATES FEATURE A
5 YEAR WARRANTY ON THE PUMP,
LIMITED LIFETIME WARRANTY
ON THE STRUCTURE**



STANDARD JAC™ PLATES



- Jac plates come with: jac plate, pump, wiring harness, 7' hoses, control switch, and oil
- Remote mount pump that connect to jack plate with hoses
- Hydraulic jac plate dimensions: Transom side mounting dimensions: width: 16 3/4" (42.5 cm) height 13 3/4" (34.9 cm)
- Motor side mounting width: 18 1/4" (46.35 cm)
- Mounting height 13 3/4" (34.9cm). Motor side OAW is 18 1/4"
- All jac plates provide 7.5" (19cm) of lift
- Limited lifetime warranty
- "Predrilled" for side mount Shallow Water Anchors
- Less weight on transom, pump stays dry in internal location

- Automotive grease fittings
- Adjustable tension rods

Item #	Model	Plate lbs. /kilos	Max HP/ Weight (lbs)	Setback (inches /cm)
100-104000	Ultra Light	33/14	115/425	4/10
100-104100hd	Ultra HD	38/17	300/625	4/10
100-106000	Lightweight	40/18	300/625	6/15
100-108000	8" Jac	45/20	300/625	8/20
100-110000	Max. Jac	49/22	300/625	10/25
100-112000	12" Jac	57/25	300/625	12/30
100-114000	14" Jac	72/32	300/625	14/33

PERFECT FOR SALT WATER APPLICATIONS - REMOTE PUMP OFFERS ADDITIONAL PROTECTION FROM SALT.



HYDRAULIC PUMP ASSEMBLY INCLUDED

Complete with solenoids, wiring harness, wall mounting plate, and two 90 degree fittings. Pump has 5 year warranty. Optional Floor Mount Bracket and Optional Pole-Mounting Bracket available.
#120-100000



813.247.7040

EXTREME GEN 2 JAC™ PLATES



EXTREME GEN 2 CLASSIC JAC PLATES

Gen 2 is wider for the Mercury Verado® outboard bracket, and is rated to 400HP

Item #	Model	Plate lbs. /kilos	Max HP/ Weight (lbs)	Setback (inches /cm)
100-604002	4"	51/23	400hp	4 5/8/ 11.7
100-606002	6"	54/24.5	400hp	6/15
100-608002	8"	61/28	400hp	8/20
100-610002	10"	65/29.5	400hp	10/25

EXTREME GEN 2 ACTION JAC PLATES

Same as Gen 2 Standard, but with the all internal Action Pump

Item #	Model	Plate lbs. /kilos	Max HP/ Weight (lbs)	Setback (inches /cm)
100-606005	6"	66/30	400HP	6/15
100-608005	8"	71/32	400HP	8/20
100-610005	10"	77/35	400HP	10/25

7 MARINE 627HP JACK PLATE

4" Setback - Classic Series pump
Item # 100-606004

WATCH THE VIDEO!

Snap the QR Code, search YouTube for "7 Marine 627hp, Barker Boatworks"
Or go direct:
www.YouTube.com/watch?v=paXKKw4b5VQ




**ACTION JAC PLATES FEATURE A 3 YEAR WARRANTY ON THE PUMP,
LIMITED LIFETIME WARRANTY ON THE STRUCTURE**

**CLASSIC JAC PLATES FEATURE A 5 YEAR WARRANTY ON THE PUMP,
LIMITED LIFETIME WARRANTY ON THE STRUCTURE**



MANUAL VERSA JACS



4" 4"HD 6" 8" 10" 12" 14"

VERSA JAC™

- Manually operated Jac plate
- Easily upgrades to full hydraulic operation if desired
- Simple to remove manual screw assembly and swap it out for a hydraulic cylinder
- Patented Versa Jac™ has the same look as Bob's popular line of hydraulic jacs
- Rated for engines up to 300 hp
- Manually operated jac plate easily adjusts for optimum results while on the water
- Includes limited lifetime warranty against structural defects
- Versa jac plate dimensions: Transom side mounting dimensions: Width: 16 3/4" (42.5 cm), Height 13 3/4" (34.9 cm). Motor side OAW is 18 1/4"

- Motor side mounting width: 18 1/4" (46.35 cm)
- Provides 7.5" (19cm) of lift
- Automotive grease fittings
- Adjustable tension rods

Item #	Model	Plate lbs. /kilos	Max HP/ Weight (lbs)	Setback (inches /cm)
100-504000	4" Ultra Light	35/15	115/425	4/10
100-504100hd	4" HD	40/18	300/625	4/10
100-506000	6"	41/18	300/625	6/15
100-508000	8"	45/20	300/625	8/20
100-510000	10"	49/22	300/625	10/25
100-512000	12"	56/25	300/625	12/30
100-513000	14"	71/32	300/625	14/35

The standard Versa Jac™ can be upgraded with an upgrade kit to either Classic series jack plates, or to Action series jack plates. Upgrades on the Extreme Versa convert them to the normal Extremes which is only 'standard' style pump (inside the boat with hoses).

EXTREME GEN 2 VERSA

Item #	Model	Plate lbs. /kilos	Max HP/ Weight (lbs)	Setback (inches /cm)
100-604003	4"	54/24.5	400	4 5/8/ 11.7
100-606003	6"	57/26	400	6/15
100-608003	8"	64/29	400	8/20
100-610003	10"	73/33	400	10/25

VERSA CLASSIC SERIES UPGRADE KITS

For Classic Versa 4-6": 100-500000

For Classic Versa 8-14": 100-500100

For Action Versa 6-12": 100-500101



VERSA JAC™ UPGRADE KIT

#100-500000 (Shown) is for 4" and 6" jac plates only.

#100-510000 for 8" and up Jac plates only.

#100-5xxxxx Upgrade kit for mini Versa Jac

Includes everything you need to upgrade your Versa jac to hydraulic operation.

+CUSTOM MADE HOSES TO ANY LENGTH!

VISIT OUR WEBSITE FOR VERSA UPGRADE KITS, AVAILABLE IN EITHER STANDARD OR ACTION STYLE KITS



813.247.7040

MINI JAC™ PLATES

MINI HYDRAULIC JAC™ PLATES



#100-800000

#100-810000

#100-820000

STANDARD MINI PLATE

Designed for motors up to 50 HP that have the standard BIA bolt pattern. 7.5" (19cm) of hydraulic lift, pump mounts inside boat, limited lifetime warranty. 28 pounds (12 kilos). 14 7/8" (37cm) OAL. 17 3/4" (45cm) OAW. 6" (15cm) set back. Standard mini jac for clamp on style motors available, #100-812000

NARROW MINI PLATE

Designed for motors up to 50 HP that have transom mounting clamps. 7.5" (19cm) of hydraulic lift, pump mounts inside boat, limited lifetime warranty. 25 pounds (11 kilos). 14 3/4" (37cm) OAL. 13 1/4" (33cm) OAW. 6" (15cm) set back.

MINI ACTION SERIES JACK PLATE

Full size for BIA bolt pattern Mini Action 6" #100-801000
Narrow Mini Action for clamp on motors 6" #100-811000



MINI VERSA JAC™ PLATES

Standard

#100-870000
28 LBS/12Kilos

Narrow

#100-860000
28 LBS/12 Kilos

Ultra

#100-850000
18 LBS/ 8 Kilos

- Manually operated jack plate for smaller boats or micro skiffs
- Easily upgrades to full hydraulic operation if desired
- Rated up to 50
- 40 HP motors
- Easily upgrades to full hydraulic operation
- Adjustable on the water
- Standard mini versa for clamp-on style motors available
- Limited lifetime warranty

VERSA MINI UPGRADE KITS:

For Standard mini full size: 100-500001

For Standard mini narrow: 100-500002

For Standard Mini micro: 100-500003

VISIT OUR WEBSITE FOR VERSA UPGRADE KITS, AVAILABLE IN EITHER STANDARD OR ACTION STYLE KITS

ALL JAC™ PLATES NOW FEATURE:
• **AUTOMOTIVE GREASE FITTINGS**
• **ADJUSTABLE TENSION RODS**



www.BobsMachine.com



NEW TILT/JACK COMBO! COMBO TILT AND JACK IN ONE UNIT.

- 1 hydraulic pump to control both cylinders via integrated solenoid valve.
- Rated 50HP
- 6 inches hydraulic travel + 1.5 inch lift built into structure
- 75 Degree tilt
- Delrin slide bushings
- Full BIA Bolt pattern
- Complete kit, hoses, oil, switch etc.
- Can be customized packages for OEM customers.
- Made in USA.



ACTION TILT AND TRIM

An 'All In One unit', just connect power and switch wires. Relay assembly, wiring harness, and switch all included.

- Clamp on motors only
- 40HP max
- Weighs 20 lbs/9.07kg
- 100-701100



4 IN 1 CONVERTIBLE JACKING PLATE

DESIGNED TO GIVE MAXIMUM PERFORMANCE, SPEED, AND ECONOMY.

2-1/2" OFFSET NO WEDGE

A feature which is used on the lightest of boats, allowing the engine to be raised to its maximum height without putting the weight of the engine too far behind the transom which could create too much bow lift.

2-1/2" OFFSET WITH NEGATIVE 6-DEGREE WEDGE

This design can be used when the transom of a boat is too steep of an angle to allow the outboard motor to perform properly. For example, an 18-degree transom becomes a 12-degree transom when this design is applied.

5" OFFSET NO WEDGE

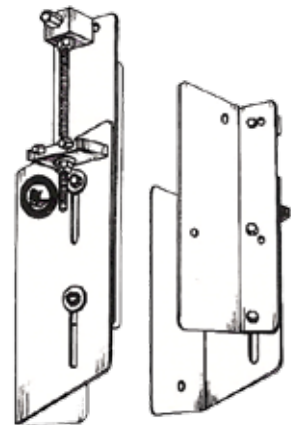
This option desirability will vary from boat to boat depending upon length and weight of boat. Some outboard motors have a limited trim angle and the 6-degree wedge may not allow for enough bow lift. By setting the plate at the no wedge design, it will give maximum bow lift.

5" OFFSET WITH 6-DEGREE WEDGE

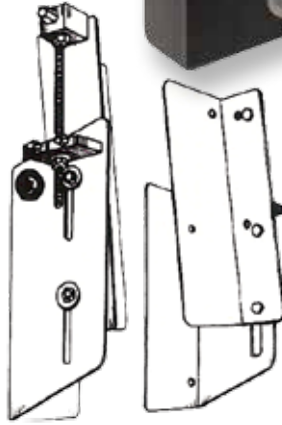
- Jacking bolts- Allow motor to be moved to any height. (Max. 4" movement at each setting). No need to take boat out of water.
- Off-Set- Positions motor 5-1/2" behind transom. This allows prop to run in cleaner water, away from the turbulences and bubbles created by the hull. This helps stop slippage of prop, and helps stop torque in steering wheel at high speeds.
- Trim-In- This allows motor to be trimmed in or down 6 degrees more than if mounted flat on transom. Helps stop low speed porpoising. Balances load better.
- Light-Weight- Approximately 20 lbs. constructed of aircraft grade aluminum and stainless steel.
- Anodized- Anodized black finish to prevent corrosion. Anodize also lets paint stick to aluminum if painting is preferred.
- Narrow-Design- Only inches wide makes this plate possible to fit the narrowest of transoms.
- Fits V-6- Predrilled to fit all late model V-6's. Can be modified to fit any size outboard Adjustable plates turn 180 degrees and switch sides, then bolt in place. 8" manual, 8" manual HD and 4 in 1 heavy duty also available.

MANUAL JAC

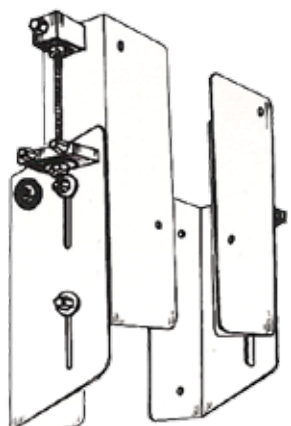
Overall width: 17-7/8"(45.3cm) - Overall height: 14"(35.5cm). All manual jac plates have 2 1/2"(6.3cm) of lift built in and 4"(10.1cm) of adjustable lift.




2-1/2" OFFSET NO WEDGE



2-1/2" OFFSET WITH NEGATIVE 6-DEGREE WEDGE



5" OFFSET NO WEDGE



5" OFFSET WITH 6-DEGREE WEDGE

Item#	Model	Weight	Setback	Max HP
100-205000	4 in 1 convertible	19lbs (8.6kg)	2.5" (6.3cm)	200
100-205100	4 in 1 convertible HD	27lbs (12.2kg)	5" (12.7cm)	300
100-208000	8" manual	26.5lbs (12.0kg)	8" (20.3cm)	200
100-208100	8" manual HD	33lbs (14.9kg)	8" (20.3cm)	300



ADDITIONAL JAC™ PLATES

ALL JAC™ PLATES NOW FEATURE:

- AUTOMOTIVE GREASE FITTINGS
- ADJUSTABLE TENSION RODS



KICKER JAC™

- Maximum engine rating to 40 hp 4 stroke motors
 - Provides low speed power for cruisers
 - Auxillary power for sailboats
 - Trolling power for fishermen
 - Patented design has 16" (40.6cm) of lift
 - Custom hose lengths are available
 - Through the hull fittings available
 - Bob's hydraulic jack plate motors are mounted inside the boat for long life and easy maintenance
 - Optional wireless control kit available
 - Kicker Jacs come with: kicker jac, pump, wiring harness, 10' hoses, control switch, and oil
 - Includes limited lifetime warranty against structural defects
 - Weighs 48 pounds (21.7kg)
- #100-300000

MINI MANUAL JAC PLATE FOR MINI BOATS

MANUAL JAC PLATE

- Mini Manual – Only 12 lbs. (5.4kg)
- Variable Horizontal Offset – Plate can be set at three different horizontal dimensions. 4-1/4" (10.7cm) setback, 5" (12.7cm) setback, and 6-1/8" (15.5cm) setback, to achieve optimum performance and handling (40 HP 2 stroke max).
- 2.5" built in, plus 1.5" adjustable for total of 4" lift
- Mounting hardware is not included.

100-200500: 11.5" Width
100-200600: 15.25" Width
100-200100: 18" Width

OPTIONS


MINI JACK PLATE BOLT KIT

#100-200001

Includes 3/8" X 3" bolts, flat washers, lock washers, and lock nuts.

STACKABLE SPACERS

Set of 6" #100-704000



4"

6"

8"

SET BACK BRACKETS

- Setback brackets re-position the motor into cleaner water to increase propellor efficiency and minimize prop slippage
- Drag is reduced
- Boat exhibits more bow lift
- Handles up to 300 hp engines
- Includes limited lifetime warranty
- 4" weighs 14 pounds (6.3kg)
- 6" weighs 16 pounds (7.2kg)
- 8" weighs 28 pounds (12.7kg)

- 1.5" of built in lift
 - Will fit motors with the standard BIA bolt pattern
 - 1.5" or 2.5" lift depending on installation holes used
 - Powder Coating available
- 4" (10.1cm) #100-404000
6" (15.2cm) #100-406000
8" (23.3cm) #100-408000



813.247.7040

DOUBLE AND TRIPLE JAC

**GO FAST.
GO SHALLOW.
GO EFFICIENT!**




**CALL FOR TECHNICAL ADVICE
ON DUAL, TRIPLE & QUAD
MOTOR INSTALLATIONS!**

Bob's Machine Shop is proud to present the Double & Triple Jac, the first vertical life jack plate for twin or triple outboard engines. Rated for dual or triple 400hp engines, providing user with higher performance, and increased fuel economy, as well as the ability to go in shallow waters.

- One piece design, no longer having to worry about keeping engines in 'sync'
- Raises twin outboards 7.5" above the factory mounting point in 10 seconds
- Featuring one high speed pump control dual cylinders
- Includes one control switch and LED gauge
- Powder Coated color to suit customer needs
- 6 & 14 inch setback models available, rated for twin or triple 400hp
 - Limited lifetime warrantee
 - Multiple US & Intl patents pending
 - Automotive grease fittings
 - Adjustable tension rods



JAC PLATE OPTIONS



WIRING HARNESS
#120-150000

REPLACEMENT ANODES

for any Motor
#300-xxxxxx



REPLACEMENT BEARINGS

#120-200000
For Extreme's and 14" jack plate:
#120-200006

STAINLESS STEEL FITTINGS

#120-402100



REPLACEMENT RESERVOIR CAP

#120-120015

BRUSH KIT

#120-120005



JAC PLATE GREASE CARTRIDGE

#120-302000

SEALANT

#920-920

JAC PLATE OIL
#120-301000



HYDRAULIC PUMP ASSEMBLY

Complete with solenoids, wiring harness, wall mounting plate, and two 90 degree fittings. Pump has 3 year warranty. Optional Floor Mount Bracket and Optional Pole-Mounting Bracket available.
#120-100000

*Update older pumps
to the new style -
Check out the Video:*



JAC PLATE SOLENOIDS

#120-110000

RETROFIT SOLENOID KIT

Without wiring harness:
#120-150002

With wiring harness: #120-150003

ACTION SERIES

RELAY WIRING HARNESS

120-150011

With switch wire: #120-150010

Switch wire only: #120-150012



ALUMINUM PUMP MOUNTING PLATE

#120-123050



POLE MOUNT BRACKET

For hydraulic pump (Bass Cat only)
#120-123000



FLOOR MOUNT BRACKET

For hydraulic pump
#120-121000



813.247.7040

13

JAC PLATE OPTIONS

LIFT PLATE LED GAUGES

SOLID STATE ONE OF A KIND TECHNOLOGY

- Unique solid-state transducer
- Special photoelectric eye that precisely regulates the LED brightness
- Sensor reads every 1/4" rise and lights a corresponding LED
- 2-Year Warranty
- Available with white or black face and with or without polished stainless steel bezel
- Dual gauge kit available

Black Gauge for Standard/Extreme/Std mini

..... #110-300000

Black Gauge for Action #110-301000

White Gauge for Standard/Extreme/Std mini

..... #110-310000

White Gauge for Action #110-311000

Polished Stainless steel Bezels are also available



GAUGE EXTENSION CABLES

Extends LED height indicator gauge up to 14'

#110-330000



RESERVOIR KIT

#120-120013

Kit includes hydraulic reservoir, reservoir cap, 2 brass filterscreens, reservoir mounting hardware, reservoir O-ring.



RESERVOIR KIT FOR OLDER PUMPS

#120-120014

For pumps with mounting bolt through bottom of the reservoir. Kit includes hydraulic reservoir, reservoir cap, 2 brass filter screens, reservoir mounting bolt, and reservoir O-ring.

SPLASH PANS

For 4" and 6" jac plates

6" #120-210600

4" #120-210400

6" Gen2 action splash pan #100-210601

8" Gen2 action splash pan #120-120804

12" with performance lip #120-211201



BACKING PLATES

(UPPER & LOWER SETS)

Can be customized for OEM manufacturers

#110-200000

Upper backing plate: 2.5" X 15.5" X 3/8"

Lower backing plate: 2.5" X 13" X 3/8"

• Manufactured out of aircraft grade aluminum

• Also available for Yamaha F350 bolt pattern

HARDWARE

BOB'S THRU HULL FITTINGS

#120-510000

THRU HULL FITTINGS

with mounting hardware

#120-515000

TRANSOM WASHERS

#110-202100

BULK HEAD FITTINGS

#120-520000

BOLT KIT

(3.5" and 2.5")

Includes flat washers, lock washers, bolts, and lock nuts

#110-100000

Other bolt lengths available.



DECKPLUGS AND DECK SAVERS



DECKPLUGS



Bob's Machine's new patent pending O-ring sealed pedestal seat plugs close the hole on your deck when your pedestal seat is not in use. Keep your compartments water tight to prevent mildew, and stop losing baits/weights/hooks down the holes. Also adds some bling to the deck of your boat!

1.77" #311-000001
0.75" #311-000002

DECKSAVER



PROTECT YOUR DECK WITH DECKSAVER!

The DeckSaver is CNC'd Billet Aluminum, coated for long life. Simple one-screw installation. Available in Brushed Aluminum, Red, Blue, Green, Black, and White.

#311-100000



813.247.7040

15

THE BIG D TROLLING MOTOR HANDLE

- Patent Pending Design with the cable molded into the handle so it will not break out.
- Designed for big hands, comfort, and reliability
- Stainless steel vinyl coated cable
- Stainless steel cable clamp included
- Works on most MinnKota™ & MotorGuide trolling motors

315-200000

CHECK OUT THE VIDEOS AT:
THEBIGDHANDLE.COM



TROLLING MOTOR HANDLE



CONTROLS



STEERING TRIM CONTROL

UNIT This Steering Trim Control Unit is molded of black plastic with raised white letters to not only enhance boat appearance but also provide the ultimate in control of any high performance boat. The Steering Trim Control Unit mounts easily to steering wheel

spokes to place engine trim control at your finger tips for maximum safety and ease of operation. The weather proof, rubber booted, push button switches combined with a black urethane coiled cord provide a unit which will provide trim control without removing hands from the steering wheel. #305-020000

TRANSOM TRIM CONTROL

This Transom Trim Control provides a weatherproof tilt control system at the stern area of the boat to facilitate placing motor support position with one person. Switch can also be used for remote adjustment of hydraulic jack

plates. The switch housing is molded black plastic with raised white letters and may be mounted on any flat surface. Comes with 18" pigtail wire. #305-500000



WIRELESS REMOTE CONTROLS

- Adjust the jac's height easily with a key fob from anywhere-- on or off the boat
 - Ideal during docking or trailering when there is limited access to dash-mounted switch
 - Anglers with towers can conveniently operate jac plates with the key fob
 - Compatible with all BMS jac plates
 - Works independently from dash-mounted switch
- #305-700000



FOOT TRIM

Floor mounted trim, a safety item in high performance bass boat accessories. Mounts in floor of boat under console allowing operator to trim engine with foot. Comes prewired with wiring instructions to connect it to existing trim wiring. #305-040000



SAF-T-STOP

Safety Ignition Cut-Off Switch approved for all bass tournaments. For all outboard, inboard/outboard, inboard, dual outboards, dual inboard/outboards, and dual inboard installations.



Meets requirements of existing laws covering mandatory use of emergency stop switches.

Extra long cloth-covered, self-retracting lanyard. Black matte finish for attractive appearance. Mounts in a 1-1/2" dia. hole. Overall dimensions of switch housing are 2-3/4" x 2" and requires 1-1/2" behind panel. #305-010000



BOB'S STEERING WHEEL SWITCH

Trim or jackplate control at your fingertips with a column-mounted switch that looks great in any console. You can keep your hands on the wheel and concentrate on driving. Bolts to most systems, including mechanical and hydraulic. All hardware included. Single-switch Pro-Trim 1000 mounts at 3 or 9 o'clock stalk positions. Dual switch shown.

Single#305-330000
Dual#305-340000



MOUNTS & SPACERS

2 INCH SET BACK SPACERS

These spacers are made out of strong aluminum alloy and machined flat on both sides. Adding these spacers is the simplest way of getting that extra mph. These spacers go between the transom and the engine's mounting bracket. In some cases they can also be installed between the jac plate and engine. By applying the set back spacers to the transom, you are moving the center of gravity of the hull further back. By doing this you are rebalancing the boat which allows the hull to remain at its present attitude with less trim. Therefore, you have more power to push the boat forward rather than to hold the bow up. The kit comes complete with stainless steel bolts and nuts.



5/8" SPACERS

#401-058000
(Necessary for Verado motors over 200 hp)

3/4" SPACERS

#401-075000

1" SPACERS

#401-100000
(Necessary for mounting Verado motors over 200 HP on Extreme series jac plates)

2" SET BACK SPACERS WITH 4.5" BOLT KIT

#401-100000

FIXED MOTOR MOUNTS

Bob's Fixed Motor Mounts have the rigidity you need to assure precise steering at high speeds. They eliminate propeller fishtailing permitted by flexible mounts. Even so-called "high performance" pinned or hard rubber mounts aren't as rigid as you deserve for high-speed handling ease and safety, so don't settle for less than Fixed Motor Mounts. They're like trading in sloppy linkage and getting rack and pinion steering in return. Your boat will steer more reliably throughout its entire speed range in both the smoothest and the roughest water. The hull's more consistent relationship to the water enables you to run safely at higher speeds than possible with conventional "rubber band" mounts. Fix your steering now with Bob's Fixed Motor Mounts! Each set contains 2 upper and 2 lower mounts.




ALUMINUM MOUNTS

Mercury V6	#404-100000
Mercury 3 Liter	#404-000000
Mercury Inline	#404-200000
Yamaha V6	#404-360000
Yamaha 3.1 and 3.3 Liter	#404-331000
2 stroke V6 Suzuki mounts	#404-363000
4 stroke V6 Suzuki mounts	#404-400000

BMS TRANSM WEDGES

Bob's Machine Shop's new transom wedges, are stronger than ever before. Offering 5 degrees of either negative or positive trim, these wedges are great for any application, including the Yamaha F350. These 1", 5-degree cast aluminum wedges are used as an aid for boats with an insufficient transom angle or for boats having planing problems at low speed. Fits all motors with BIA bolt patterns. Custom powder coating is available.

5 Degree	319-200000
2 Degree	319-100001



BIG FOOT NOSE CONE KIT WITH LOW WATER PICK-UP

- **50% MORE COOLING CAPACITY**
- **HIGHER SPEED & PROPER WATER PRESSURE**
- **LOW WATER PICK-UP**
- **50% MORE VOLUME THAN ANY NOW ON THE MARKET**
- **NOSE CONE KIT CONTAINS ALL HARDWARE FOR COMPLETE INSTALLATION**
- **KIT COMES WITH COMPLETE ALMAG-35 TOP GRADE CASTING, EPOXY KIT, HOSE FITTINGS, 8" OF RUBBER HOSE, AND INSTALLATION INSTRUCTION.**

SHALLOW WATER ACCESS

Travel and fish waters that until now have been unreachable with outboard motors having standard (side water pick-up) gear cases.

PROVEN QUALITY

The same superior design as our world speed record-holding Big Foot, low water pick-up cones.

- Crescent-shape for superior performance and handling
- Five inlets create less chance of stoppage than anything now on the market.



HIGH WATER FLOW CAPACITY

Allows surface piercing props (choppers, cleaver-style) to be run at maximum height for top speed and all out performance, while maintaining proper cooling to engine.

FACTORY INSTALLATION AVAILABLE

Only manufacturer to offer complete factory installation, usually completed within 10 working days from delivery date. Call for details. Over 30,000 cones installed in the past 5 years!

Nose Cones Tested	Top Speed MPH maintaining 10 PSI	Maximum motor height obtained above transom while without prop slippage water pressure minimum	RPM Obtained
Bob's	74.8	Sky High	6250
Hydro Motive	72.5	3-1/2"	6150
Land & Sea	70.1	2-1/4"	5850
Mercury Stock	69.7	2-1/2"	5900
Mercury CLE (Racing)	68.5	No limit	6150

TEST BOAT AND EQUIPMENT USED

Boat: Nitro 190TF (19' bass boat)

Motor: Mercury 150 XRI, 150 HP

Gearcase: 1:87:1 Ratio

Load: two 200-pound men; 28 gallons of fuel, rear livewell half-full

Prop: Quicksilver trophy, four blade, small hub, 13-3/8 x 25 inch pitch

Speed: Radar checked

Conditions: Test held in under four hours with conditions at the start virtually the same as at the end. Flat to 2 inch chop, no wind, 58 degrees air temp.

FRESH WATER FLUSHING KIT

- Designed specifically for all Bobs nose cone kits with low water pick-up.
 - Can only be used on BOBS low water pick ups.
 - Attaches to garden hose.
 - Will not scratch or mar (made of durable, soft urethane construction, not fiberglass).
 - One-person operation
- #202-100000



813.247.7040

BIG FOOT NOSE CONE KIT WITH LOW WATER PICK-UP

**FACTORY
INSTALLATION AVAILABLE!**

**INCREASES -
SPEED • PERFORMANCE •
HANDLING • ECONOMY**

HIGH WATER FLOW CAPACITY

Allows surface piercing props (choppers, cleaver style) to be run at maximum height for top speed and all out performance, while maintaining proper cooling to engine.

PROVEN QUALITY

- The same superior design as our world speed record-holding Big Foot, low water pick-up cones.
- Crescent-shape for superior performance and handling.

SUPERIOR CASTING AND DESIGN QUALITY

- Only manufacturer to offer complete factory installation, with approximately 7-10 day turnaround. UPS pick-up and delivery at your door. Call for details.
- Over 15000 cones installed in the past 5 years.

50% MORE VOLUME!

Nose Cone Kit contains all hardware for complete installation. Pictured below are gear cases showing different type cones installed for a variety of applications. Please note: grass slippers are not available if you have a nose cone installed. Note: Most cones can be bought in kit form or professionally installed by Bob's Machine Shop.



BIG FOOT CONE

Performance boats, race boats, etc. Designed for highest possible engine setting and maximum overall performance.
#201-101100



COMBO CONE

Flats boats, bass boats, etc. Pickups on top and bottom of bullet (for sandy areas)
#201-301100



V-8 CONE

Dual hose application. Provides extra volume of water for larger engines.
#201-102100



GRASS MASTER

Bass boats, flats boats, etc. Pickups are located on the side of gear case and top of bullet (for grassy areas).
#201-401100



T.R.S.

(With solid cone installed)
#200-000100



BRAVO

(With solid cone installed)
#201-201100



THE SPORTSMAN'S EDITION

With water inlets located in five different locations (as shown) and a total of from 11 to 13 inlets - The most versatile and trouble-free low water pick-up nose cone available.
#201-601100



BOB'S GRASS SLIPPER

Designed to deflect vegetation down the gear case, away from the prop and stock water pick ups. **FACTORY INSTALLED ONLY.** #200-000110



BIG FOOT NOSE CONE KIT WITH LOW WATER PICK-UP

NOSE CONE INSTALLATION INFO

Shown in these pictures is an example of factory installation. You can send unit completely assembled (any kind; Merc, Yamaha, Johnson, Evinrude, Mariner, etc.) Gears do not have to be removed, unless preferred. Units are UPS shippable. We need units for approximately 7 to 10 working days upon receiving unit. Upon arrival all gear cases are marked and dated with customer's ID# to ensure proper identity.

1. We sandblast the gearcase.
2. We will center-line nose cone to prop shaft, weld nose cone in place while being held in a fixture to ensure proper alignment.

3. We blend the nose cone into the unit using fiberglass fillers and finish to the proper contour and shape using air files, D.A. Grinders, etc.
4. We prepare the case to be painted with an etching primer and then a sealer primer and then to a finish paint.
5. We reassemble the unit putting stainless steel hoses on to the completed job and ship to customer (approximately 7 to 10 working days to ship).

Warranty: 2 years against blistering and bubbling



EPOXY PUTTY

Two component liquid epoxy. Excellent glue for wood, fiberglass, styrofoam, concrete and metal surfaces. Dries tack free in 1 to 2 hours at 70°F, full cure 72 hours. Contains two 16 oz. (1 pint) cans. #202-200000



813.247.7040

MISCELLANEOUS COMPONENTS



MARINE FOOT THROTTLE FOR OUTBOARD AND INBOARD ENGINE APPLICATIONS.

Fully CNC machined. Stronger, lighter, better looking.
Available anodized either silver or black. Work with any motor.

Universal fully machined aluminum foot throttle.

Anodized Black.....#307-002100

Anodized Aluminum #307-002000



OPTIONAL FOOT THROTTLE SLIDE PLATE

Slide plate allows foot throttle to be moved back and forward to match leg

length of driver. For instance, if foot throttle is mounted permanently in the most forward position for a six foot driver, then someone 5'6" or 5'8" drives the boat, he or she can't comfortably reach the foot throttle without sitting on the edge of the seat, which is not only inconvenient, but also unsafe. Ceramic "Cerakote" available. #307-000000



#416-100000

ADJUSTABLE-HEIGHT TRANSOM MOUNTED WATER PICK-UPS

(For outboards)

•Adjustable height moveable pick-up tube. Allows exact setting for maximum results •Square stainless steel pick-up for maximum volume and durability

•Two models to choose from:

(Left) Offshore model for straight transom and tunnel-type hulls

(Above)

90° model for boats

which have a recessed pad or stepped-in pad, as on most bass boats, runabouts, ski boats, etc.

Offshore:
#416-200000

MERCURY TYPE AFTERMARKET LIGHTWEIGHT REPLACEMENT COWLING

Complete S.S. bottom plate, bottom pan, and cowling. Mercury aftermarket cowling will fit 2.4 and 2.5 liter Mercury's.

Not available for 3.0 liter.

408-100000



MISCELLANEOUS COMPONENTS

BLOW OUT RING

Blow out happens when the ratio of air to water surrounding the prop gets so great that the prop is no longer biting the water, in fact the prop is now trying to drive itself through air (or a relative vacuum). When blow out occurs, the prop will lose its bite in the water possibly causing a loose steering feeling or a violent right turn.

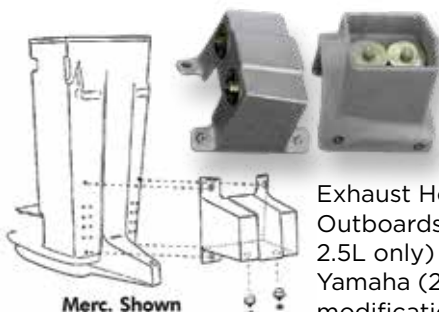
The speed at which blow out can occur will vary depending on boat design, lower unit design, and prop design/pitch. A blow out ring helps to prevent this.

Available for 2.0, 2.4, and 2.5 liter motors (not available for 3.0 liter). #407-000000



SKEG REPLACEMENT #070-xxxxxx

- Aluminum alloy
- Pre-shaping makes skeg ready for heliarcing into place, thus eliminating delays of grinding and shaping
- Field-proven design brings 75% time-saving installation
- Broken skeg? Whether your skeg is chipped or entirely gone, now you have a choice! Use a skeg replacement, not a new lower unit
- Installation available.



OUTBOARD EXHAUST HOUSING

Exhaust Housing designed for Outboards Mercury (2.0L, 2.4L, 2.5L only) O.M.C. (V4-V6 only) Yamaha (2.6 liter) Without modification to the engine,

this simple, after-market add-on is designed to relieve back pressure on the engine and results in more efficient low-end throttle response, a better tuned engine and increased fuel economy. The unit comes complete with two removable plugs and four screws, so the casting can be installed on the back your motor within a matter of minutes. By removing two plugs, the unit will allow exhaust which normally travels through the propeller to escape above the water line, and consequently this results in your engine breathing and performing better. Replace the plugs in the unit and exhaust will travel through the prop again.

Mercury exhaust housing #403-210000
OMC exhaust housing #403-220000
Yamaha exhaust housing #403-230000



STABILIZER PLATE

This new design of an already-proven product gives all the advantages of the broad tail stabilizer plate (quicker hole shot, keeps boat on plane at lower speeds, increases top speed on most boats, smooths out the ride, helps stop porpoising), plus the new design has these added features:

- Boat has more stern lift
- Much less torque in steering wheel
- Flat-bottom boats steer better (less sliding)
- Most importantly, boat steers easier at low speeds with less correction of steering wheel (stops boat from wandering at low speeds)

- Available for most engines 75 horse power and up
- Custom colors available

OMC/Pointed cavitation plate #402-100000
Straight cavitation plate, 90HP up #402-000000
Straight cavitation plate, 40 - 70HP #402-050000
Straight cavitation plate, 25HP lower #402-070000
Mercury 3.0L/Straight cavitation plate #402-060000


TORQUE TAMER

Bob's Torque Tamer will straighten out the high speed steering pull that today's high-pitched propellers produce when running at high transom settings. The paddle-wheel flow produced by the submerged part of such a propeller when much of the top half is out of the water swings your motor sideways (to starboard for right-hand drivers) harder the faster you go. If stock steering tabs have been reset in an attempt to compensate at high speeds - which they can't do - they will tend to swing the motor oppositely at lower speeds. Bob's Torque Tamer redirects high-speed flow so you don't have to fight it to steer where you want to go, and the stock tabs are readily trimmed at your lowest transom setting to keep you straight as intended at low speeds.

Choose a hi-performance weld-on one (#409-100000) or a rivet-on one (#409-200000).



MISCELLANEOUS COMPONENTS



ENGINE LOUVERS

Don't hold back on letting your engine perform at its best. Let your engine breathe at full throttle. Stock covers often restrict the air intake to the engine. With this kit installed your engine will have the breathing potential and looks of a factory race cover. Louvers are made of polished stainless steel with stainless steel rivets, and measure 3-1/4" x 9-3/4". (1 pair per kit including rivets). #415-000000



LIFTING EYE

The Lifting Eye bolts onto flywheel with hardened bolts furnished. Lifts engine in a vertical position and allows one person to install motor.

Johnson-Evinrude V-4 and V-6 1977 and newer:

..... #317-000000

Mercury Lifting Eye - All (except Verado 200 hp and up)

..... #405-000000

Mercury Verado/ Yamaha SHO

Both a Lifting Eye and a flywheel puller.....#405-200000



MERCURY V-6 VELOCITY STACKS

(2.0L, 2.4L, 2.5L only) Increase air flow and performance. The air straightening effect created by the radius of the Venturi reduces turbulence (fogging) and improves air flow by approximately 10 CFM. Not available for 3 liter Mercury. #412-000000




THE TUNER

(2.0L, 2.4L, 2.5L only) Constructed of a one-piece Almag casting and machined and drilled for application for the Mercury V-6 engines, the tuner is designed to improve top end performance and allow your engine to breathe better, similar to what custom headers accomplish for an automobile engine. Not available for 3.0 Mercury. #411-100000

YAMAHA TUNER

Fits all v76/carbureted/EFI//HPDI 3.1 and 3.3 liter Yamaha motors 1997 - present. #411-200000



TILT TUBES

#309-xxxxxx 7/8" OD for two-cylinder Mercury, Mariner, Nissan, Honda, Suzuki, OMC, and Chrysler with 7/8" OD.
#309-xxxxxx For 3, 4, and 6 cylinder OMC
#309-xxxxxx 1.035 OD for 3, 4, and 6 cylinder Mercury and Mariner
#309-xxxxxx 73-78 3 and 4 cylinder OMC
#309-xxxxxx For V4 and V6 Yamaha and Suzuki
#309-xxxxxx w/ welded nut

MERCURY FLYWHEEL PULLER

Fits all V6 Mercury motors except Verado 225 and up. #405-120000



MISCELLANEOUS COMPONENTS



SHAFT EXTENSION KITS

Motor extension kits convert Mariner and Yamaha outboards to long or extra long shaft. Even though they cost a fraction of factory parts alone to convert standard motors to long shaft, extension kits are designed and manufactured of top quality materials to give lasting reliability to your outboard motor. Using compatible alloys in the housings, shafts, and studs, these kits are as corrosion resistant as the motor itself. All shaft and studs are of stainless steel and housings are cast of the same type of alloy as used in the motors. New 4 Stroke Models Available. Please specify motor type, year, model, horsepower and serial number. #324-xxxxxxx



BMS EMERGENCY BOARDING LADDER

- Oil impregnated bearing to reduce chatter and to reduce binding from metal on metal contact in salt water
- Stainless steel deployment pin
- Lightweight
- Rubberized steps for comfort and safety.
- Lifetime warranty
- Will attach directly to the side of BMS 8" -14" jack plate
- Custom powder coatings and Ceramic Cerakoting available on ladders.

Port side ladder: #450-000000
 Starboard side ladder: #450-100000
 Bracket require for 4 or 6" jack plates (can be used with 8+" also for a no drill installation)
 Starboard: #451-100000
 Port: #451-000000
 Bracket for use with no jack plate :
 Starboard: #451-000002
 Port: #451-000001
 Also requires #451-100000



BOBS HI-PERFORMANCE SPARK PLUG WIRES

FOR MERCURY V4 AND V6 AND OMC V4, V6, AND V8
CALL US FOR CUSTOM WIRE SETS!

All spark plug connectors are 100% hi-temp, tight seal silicone boots with stainless steel non-corrosive snap-on units. Coil or distributor cap connectors are also 100% hi-temp silicone. #414-xxxxxx



STATIC MOTOR PLATE

#100-900000 RSM International, inc., inc has developed a rigid mounting plate that will prevent damage or scratching to the finish of the back of your boat when mounting a clamp-on style kicker, auxiliary outboard motor, or transom mount electric trolling motor. This plate provides a stable, secure, and flat mounting area for your clamp-on style motor up to 25 hp or 150 lbs gasoline powered outboard motor and all electric motors. Designed with a 4-bolt mounting pattern that will keep the mounting holes above the water line and is manufactured out of 6061 t6 aluminum for use in any marine environment. Comes with Bob's limited lifetime warranty.

Adapter bracket (required for 4" and 6" jack plates)
 Port side #451-000000Starboard side #451-100000
 Adapter bracket for boats with no jac plate
 Port side #451-000001Starboard side #451-000002
 #100-913000Static mounting plate for BRP/Evinrude 15HP High Output



POWER REEDS

- Faster Starts!
- Smoother Idle!
- Faster Hole Shot!
- Increased RPM and Top-End!



813.247.7040

25

YES, WE HAVE IT! CLICK OR CALL TODAY

McGard TRAILER LOCKS

Security and Great Looks.
McGard wheel locks & lug nuts for
boat trailers #302-xxxxxx



TRAILER BALLS

#304-xxxxxx
1" 2 Ball Set. 1-7/8" & 2"
1" 3 Ball Set. Stainless



Also Available:

#700 Set - 3/4" Regular
Shank with 1-7/8" and 2" Balls
#802 Set - 3/4" 2 Ball Set Stainless
#900 Set - 1" Regular Shank with 1-7/8", 2", 2-5/16" Balls
#903 Set - 1" 2 Ball Set Stainless (SM)



STERN DRIVE LOCKS

Theft protection for Mercruiser,
Cobra, Yamaha, or Volvo Stern
Drives. Simply replace one of the
stern drive mounting nuts or Volvo
bolt with a McGard lock.

OUTBOARD MOTOR LOCKS

Theft protection for outboard motors. Lock the bolt that
holds the outboard motor onto the transom. Replace
one of the mounting nuts with a McGard
locking nut.



PROPELLER LOCKS

Theft protection during use, storage, and
transit. Featuring the same patented
design as our stern drive and outboard
motor locks

DUAL HEAD PYROMETER

Adaptable to most outboards used
to measure exhaust gas temperature.
Dual Head Pyro. Available in 2"
(#413-200000) or 3" (#413-320000).



FOOTCUSH

This Cushioned deck mat will reduce
lower body fatigue of feet, knees and
back. Available in two sizes (24" x 12"
x 1 1/2" and 40" x 14" x 1 1/2") and comes with stainless steel
snaps. Small #306-200000 / Large #306-100000



QUICK RELEASE TROLLING MOTOR BRACKET

- Easy and fast removal - Just pull two
locking pins and remove motor
- Optional inner bracket pads available
#315-580020



CORROSION X

6oz. #320-206000
16 oz. spray can #320-216000
•Kills corrosion on contact
•Prevents rust and corrosion from starting
•Protects electronic equipment from moisture



PRI-G COMPLETE GAS TREATMENT

Quart size 320-314000
Pint size 320-316000
8 oz. size 320-308000
•Engines perform better and last longer
•Fuel stays fresh and ready to use
•Hesitation, knocking, and pinging reduced

COMPLETE WATER PUMP KITS

And service kits for Mariner,
Mercury, Yamaha, and Evinrude
& Johnson - Call today.



EASY-STEER CABLE GREASE NUT

- Seals out water and corrosion •Fits all models
and sizes of outboard motors •Anodized
- Lifetime warranty Part #322-100000

REPLACEMENT OUTBOARD STARTERS AND TRIM MOTORS

Call today for info on the replacement
Starter and Trim Motors.



TERMS AND CONDITIONS OF SALES

OFFICE HOURS: We are open from 8:00 a.m. to 5:00 p.m. Eastern Standard Time, Monday thru Friday. **TERMS:** We accept most major credit cards, C.O.D. orders, as well as business checks for product plus freight. Shipping weights may vary due to dimensional shipping charges.

BAD CHECKS: There will be a \$30.00 charge for all checks returned to us unpaid by your bank. F.O.B.: All prices are net and f.o.b.

DELIVERY: Every attempt is made to ship all orders the same day they are received. Warehouse staff shall have the right to ship the fastest cheapest method possible. Unless otherwise noted UPS will be used within weight restrictions. Truck items over 150lbs. Single carton.

C.O.D. REFUSALS: \$5.00 charge, plus freight both ways, will be charged. Future service denied until these charges are cleared.

CLAIMS: According to the F.T.C. Title to merchandise passes to customer when shipper turns it over to common carrier. Any loss or damage in transit is the sole responsibility of the carrier. Make sure freight agent notes any shortage immediately and request inspection. We are more than willing to assist you in your claim,

however, we are not responsible for collection of claims or replacement goods.

RETURNS: No returns accepted without prior consent. Merchandise must be shipped prepaid to RSM International, Inc., Inc. Returns made for reasons other than defective merchandise or RSM International, Inc., Inc. error will be charged a 15% handling charge.

NOTICE TO PURCHASER: The following is made in lieu of all warranties, expressed or implied. User shall determine the suitability of the product for his intended use and user assumes all risk and liability in connection therein. In no event shall RSM International, Inc., Inc. be responsible for damages or injury from any source whatsoever.

FOREIGN SHIPMENTS: Contact us for special shipping requirements. Prepayment is required. **PRICES:** Subject to change without notice and those in effect at date of shipment will apply.

WARRANTY

RSM International, Inc., Inc., manufacturer, agrees to repair or replace any product or part thereof, of its manufacture when necessary as a result of defects in workmanship or material arising within one year from the date of purchase (6 months where noted with * unless otherwise noted). This applies only to the original purchaser and must be returned to the manufacturer prepaid, accompanied by the invoice or purchase ticket. This warranty shall not apply to any product or component thereof which has been repaired or altered outside the factory in any way so as, in the manufacturer's judgment, to affect its stability or reliability nor due to misuse, negligence or accident, nor shall the warranty apply to any product or manufacturer's printed instructions. In no event will RSM International, Inc., Inc. be liable for any incidental or consequential damages. This applies only to the replacement or repair of products manufactured by RSM International, Inc., Inc., and not to any replacement labor or expenses. All warranties are void on the following applications, conditions and installations: (1) Commercial Boats; (2) Competition Boats; (3) Improper installations; (4) Engine horse power exceeds the U.S. Coast Guard maximum horse power rating for the boat.

TECHNICAL SUPPORT DISCLAIMER By using our web site, its information and any response to e mail questions you hereby agree to the terms of this site and any changes made to this disclaimer at any time. By entering this site, you hold this site and its affiliates not legally responsible for any damages due to advice given here, via e mail or via verbal response. This site and its affiliates takes no responsibility for consequences of any actions that arise from advice given. Any technical information provided is for the personal non-commercial use

and is for educational purposes only. It is not intended to be a representation or guarantee of any kind regarding any specific outboard or marine diagnosis or repair. Users of the technical information in this website will rely upon one's own independent analysis in making a diagnosis, modification or repair.

Any opinion is given with information provided by you and cannot be taken as absolute. All repairs and or modifications should be undertaken by a competent and qualified technician.

By using this site, you understand and agree that all advice given and followed are at your own risk and do not hold this site or its affiliates responsible for any damages. You further agree and acknowledge that your use is at your own risk and that none of the parties involved in creating, producing, or delivering this site, replying via e mail or via verbal response is liable for any direct, incidental, consequential, indirect, or punitive damages, or any other losses, costs, or expenses or any kind (including legal fees, expert fees, or other disbursements) which may arise, directly or indirectly, through the access to, use of, or browsing of this site or through your downloading of any materials, data, text, images, video or audio from this site.

NOTE: Purchaser is not considered to be a "consumer" under the Magnuson-Moss Warranty Act, but shall be considered a merchant engaged in commerce.





Bob's Machine

Quality Creates Its Own Demand



**The Controls, Components and
Kits to Get You Up and Out
Quicker.**



Call Toll Free -

855-JackPlate



BobsMachine.com • 813.247.7040 • Fax 813.247.7041

Info@BobsMachine.com • 4314 Raleigh Street, Tampa, FL 33619 USA