

## Seaglaze Weathertight Hatches

Seaglaze Hatches have been specifically designed for use on inland, coastal and ocean going craft. They can be customized to meet your requirements, although we do have a standard size of 500 x 500mm made to order.

- Pre drilled and countersunk
- Protection bars available
- Adjustable stays can be added
- Choice of glazing and finish

Both the robust inner and outer frame and all external/internal fixings are manufactured using only marine grade aluminium. We have provided added strength to the hatch by fitting our own design of aluminium hinges (these are fitted as standard).

The design feature of the up stand on the outer frame ensures a positive defence against the ingress of water and to further safeguard against any leakage.

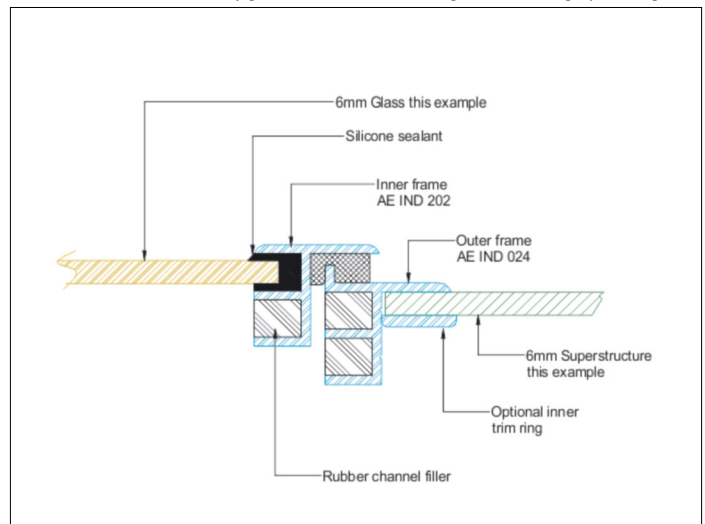
The frames are silicon sealed, fish plated and screwed.

We are also able to provide spare parts and allow customisation on the following items:

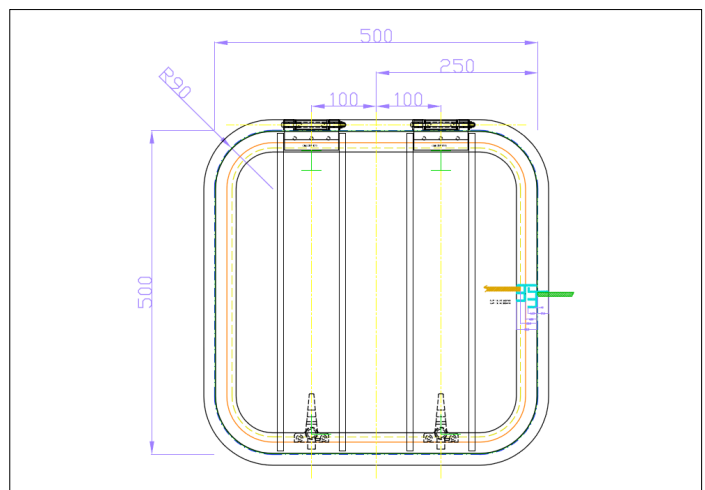
- **Screw Downs**
- **Casement Handles**
- **Peg Stay Opener**
- **Gas Struts**
- **Chrome Sliders**



Fully glazed series 51 weathertight hatch with grey tinted glass




Cross section of a series 51 Seaglaze weathertight hatch



Technical drawing of a Series 51 version hatch with protection bars

## Additional Options

### Protection Bars



*Hatch with protection bars for added durability*

Aluminium bars can be placed over the glazing on our hatches for additional strength and durability. The bars act as an additional layer of protection against scuffs and scratches occurring on the glass and act as a deterrent towards walking on the surface of the hatch. The protection bars will always match the finish of the hatch (anodised or coated) unless otherwise stated and are a fixed width though a variable quantity may be used depending on the size of the hatch.

### Finishing (Colour and Coat)

Our hatches come powder coated in three standard colours:

Black, White & White Aluminium (Grey)



By using RAL colour charts, for an additional cost we can mix custom colours when requested in order to provide

hatches that follow the colour scheme of your craft, or alternatively provide a vibrant, easily recognisable colour to signify an emergency exit or restricted access hatch.

If preferred we also provide an anodised finish as well.

Hatches can be provided with or without inner trims and all fixings are supplied dependent on which inner trim is chosen.

### Glazing (Panel Options)

The face of the hatch can be designed with a number of different choices available at the time of order. Our hatches can be glazed with 6mm grey, bronze or clear glass though thicker glass can be available on request. Acrylic and polycarbonate can also be used as an alternative to glass as they are lighter and will not shatter in the unlikely event that the panel should break.

We can also provide standard aluminium panelling that provides the highest level of protection and durability compared to all other options and allows signage to be mounted to the front of the hatch.

