

**AQUALUMA®**  
LED LIGHTING



INTERNATIONAL PATENTS APPLY

MARINE CATALOGUE

# COMPANY PROFILE

Established in 2004 Aqualuma is a privately owned company based on the Gold Coast, Queensland, Australia. Situated in the heart of the Australian marine industry, Aqualuma is widely regarded as the world's leading LED marine lighting manufacturer. Aqualuma has redefined the underwater light industry with superior technology and high-quality products, lighting the water and exteriors of vessels around the world.

In 2014 Aqualuma introduced the all new GEN 4 Thru-Hull Range.

Aqualuma's iconic Thru-Hull range is the world's first and only underwater light range with a one-piece polymer housing unit that has no lenses or seals and is patented in 127 counties. Aqualuma's extensive research and development program has seen the range grow to include a comprehensive and versatile range of lighting, including thru-hull, submersible, deck and flood lighting.

Aqualuma's use of LED technology allows the company to help manufacturers and owners around the world become more energy efficient. State of the art manufacturing processes offers the minimization of energy consumption in every step of the production and distribution process. Aqualuma products are more than 90% recyclable.

Aqualuma operates globally with sales and service centers in Europe, Asia, Oceania, UAE and the Americas and products are distributed in more than 36 countries.

With a superior product range, market leading warranty and cutting edge technology, Aqualuma has made the choice easy for customers who desire the best in marine lighting.

In 2013 Aqualuma was the winner of the Gold Coast Mayors Innovation Award. In 2011 voted "Australian Exporter of the Year" by AIMEX Australian International Marine Export Group, and in 2010, we were awarded the Sunseeker "Supplier of the year" for excellence and customer service.





## UNDERWATER LIGHTING RANGE & WARRANTY

Aqualuma revolutionized underwater lighting in 2004 with its Thru-Hull range, a unique upgradeable and serviceable LED underwater light. Aqualuma Thru-Hull lights are the world's first and only underwater lights with a one piece, corrosion-proof and injection-moulded housing that has no lenses or seals and can be serviced and upgraded without the need for haul out.

These lights are virtually unbreakable and have been pressure tested to 396 metres (1300 feet) below sea level. The real advantage of the Aqualuma Thru-Hull system is the ability to continually upgrade without the need of a haul out as LED technology advances and many of Aqualuma's original customers have taken advantage of this service.

Aqualuma's Submersible Range, which includes the Dock Light and Surface Mounts are also made from a high tech polymer and are non-corrosive. Aqualuma's Thru-Hull range features a world-leading 6 year warranty on the Thru-Hull housings and a 3 year warranty on internals, something unmatched by any other underwater light manufacturer. All other Aqualuma products carry an impressive 2 year warranty. This a total warranty, covering all components of the product.





# 1 SERIES

## SMALL BOATS CAN BE JUST AS BRIGHT AS THEIR LARGER COUNTERPARTS WITH AQUALUMA'S 1 SERIES – A POWERFUL RANGE OF BRIGHT LIGHTS FOR LIGHT CRAFT.

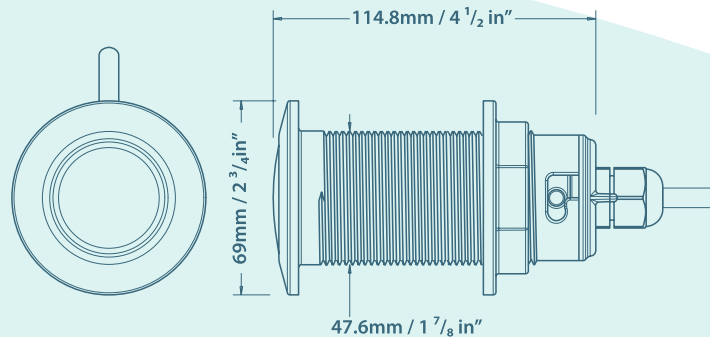
Designed for tenders, ribs and smaller pleasure boats, the 1 Series is built from the same high-impact polymer material that Aqualuma has become famous for. The 1 Series is a very robust and affordable light, with easy installation and a current draw of less than 0.3 of an amp. The 1 Series is fully serviceable and upgradeable without the need for haul out and only requires a 12 or 24 volt DC power source. Available in Ultra Blue and Brilliant White, this product is recommended for boats up to 8 metres (28 feet). As part of the Thru-Hull Range, the 1 Series features Aqualuma's 6 year housing warranty with a 3 year warranty on internals.

### BRILLIANT WHITE

- Color temperature 9000 to 10000 degrees Kelvin (the colder the white the further it travels in water)
- Fixture Lumens : 175 lm
- Fixture Lumens Lowlight Conditions: 400 lm

### ULTRA BLUE

- Color temperature 470nm (the color that travels further in salt water than any other)
- Fixture Lumens : 50 lm
- Fixture Lumens Lowlight Conditions : 870 lm



## TECHNICAL SPECIFICATIONS

- 3 year warranty
- 6 year housing warranty
- Internally driven (plug in module)
- Wide angle elliptical beam 12° x 50°
- Meets World EMI standard
- No lens seal to leak
- Very low DC power consumption
- Reverse polarity protected
- Draws less than 0.3 of an amp per light @ 12 volt
- Very low heat emission
- Can be operated out of the water
- Long life, high output LED light engine
- Patented, High-Tech chemically resistant polymer housing
- No bonding to anodes required
- Light engine will accept 12 or 24 volt dc power source
- Internally serviceable
- Easy and low cost 2-wire installation
- Each light comes with 2 metres (6 feet) of tinned cable
- External ignition protection

# GEN 4 6 SERIES

**THE ICONIC 3 SERIES HAS DOUBLED IN OUTPUT BUT NOT IN SIZE.  
ALL GROWN UP INTO THE AMAZING, NEW GEN 4, 6 SERIES.**


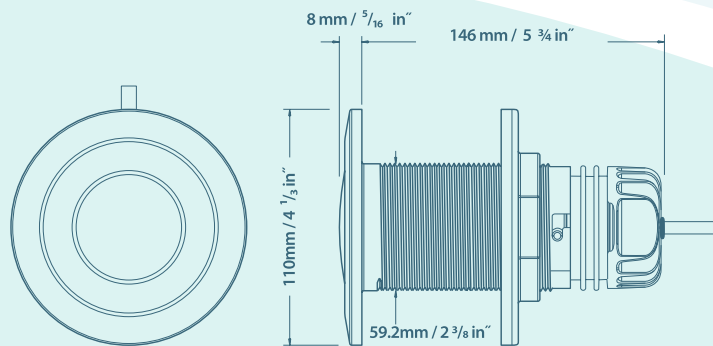
Designed with long life in mind, the all new 6 Series is corrosion-proof and features Aqualuma's injection-moulded, patented polymer housing – the most sophisticated material in underwater lighting available. The 6 Series is fully serviceable and upgradable without the need for haul out. Available in Ultra Blue and Brilliant White, this product is recommended for boats ranging from 6 metres (20 feet) to 13 metres (45 feet). As part of the thru-hull range, the 6 Series features Aqualuma's 6 year housing warranty with a 3 year warranty on internals.

## BRILLIANT WHITE

- Color temperature 9000 to 10000 degrees Kelvin (the colder the white the further it travels in water)
- Fixture Lumens : 770 lm
- Fixture Lumens Lowlight Conditions: 1,725 lm

## ULTRA BLUE

- Color temperature 470nm (the color that travels further in salt water than any other)
- Fixture Lumens : 295 lm
- Fixture Lumens Lowlight Conditions : 4,900 lm



## TECHNICAL SPECIFICATIONS

- Gen 4 LED technology
- 3 year warranty on internals
- 6 year housing warranty
- Patented, High-Tech chemically resistant polymer housing
- No lens seal to leak, low heat emission
- Low power consumption: 12 or 24 volt dc approx. 1 amp per light @ 12 volt or 0.5 of an amp @ 24 volt
- Internally serviceable and upgradable without haul-out
- Can be operated in or out of the water
- No bonding to anodes required
- Reverse polarity protected
- External ignition protection
- Serviceable driver module
- Each light comes with 3.7 metres (12 feet) of cable
- Easy and low cost 2-wire installation
- 60mm/2 3/8" thru-hull fitting
- Meets World EMI standard
- All new combination optic with increased horizontal spread



# GEN 4 12 SERIES

**BIGGER, BETTER, BRIGHTER: AS PART OF THE ICONIC THRU-HULL RANGE, THE 12 SERIES IS A SERIOUS LIGHT DESIGNED TO ILLUMINATE LARGER BOATS**

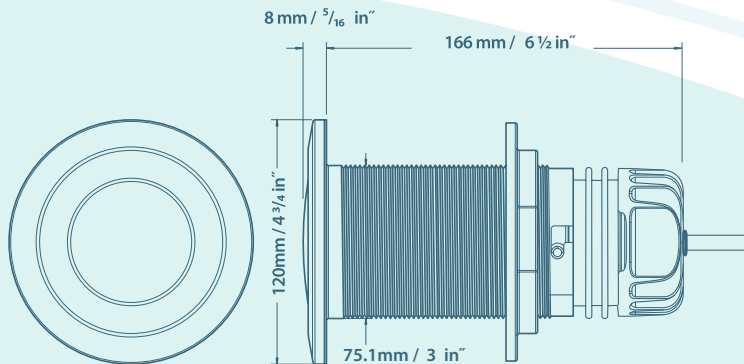
The 12 Series is a larger thru-hull option. This powerful light is capable of packing a serious punch. The 12 Series has a corrosion-proof, injection-molded, patented polymer housing and is internally driven and maintainable. Available in Ultra Blue and Brilliant White, this product is recommended for boats from 12 metres (40 feet) to 30 metres (100 feet). As part of the Thru-Hull range, the 12 Series features Aqualuma's 6 year housing warranty with a 3 year warranty on internals.

## BRILLIANT WHITE

- Color temperature 9000 to 10000 degrees Kelvin (the colder the white the further it travels in water)
- Fixture Lumens : 1,525 lm
- Fixture Lumens Lowlight Conditions: 3,608 lm

## ULTRA BLUE

- Color temperature 470nm (the color that travels further in salt water than any other)
- Fixture Lumens : 570 lm
- Fixture Lumens Lowlight Conditions : 9,990 lm



## TECHNICAL SPECIFICATIONS

- Gen 4 LED technology
- 3 year warranty on internals
- 6 year housing warranty
- Patented, High-Tech chemically resistant polymer housing
- Internally serviceable and upgradable
- 12 or 24 volt dc
- Current draw of less than 2.0 amps @ 12 volt or 1.0 amp @ 24 volt
- No bonding to anodes required
- Meets world EMI standard
- No lens seals to deteriorate or leak
- Serviceable driver module
- 3.7 metre (12 feet) of tinned marine cable
- Easy low cost 2-wire installation
- 75mm/3" thru-hull fitting
- External ignition protection
- Throws both a deep penetrating and wide flat beam of light from the one unit
- All new combination optic with increased horizontal spread



# GEN 4 18 SERIES

**BIGGER, BEST, BRIGHTEST. THE 18 SERIES IS THE LATEST EDITION TO AQUALUMA'S THRU-HULL RANGE. DESIGNED TO ILLUMINATE THE WORLDS LARGEST SUPERYACHTS.**

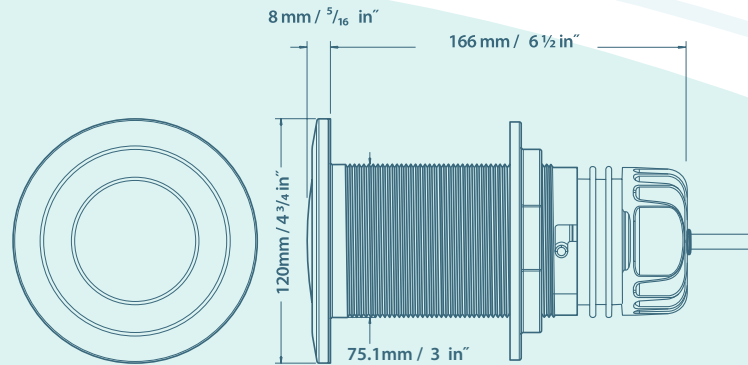
The 18 Series is our largest Thru-Hull option. Designed for large vessels and superyachts, the 18 Series delivers a huge light output at an affordable price in our patented, one piece polymer housing and has the ability to be serviced from inside the vessel. The 18 Series ultra light is encased in our 12 Series housing and gives Aqualuma 6 and 12 Series owners the ability to upgrade to the 18 Series from inside the boat with no haul out.

## BRILLIANT WHITE

- Color temperature 9000 to 10000 degrees Kelvin (the colder the white the further it travels in water)
- Fixture Lumens : 2,150 lm
- Fixture Lumens Lowlight Conditions: 4,920 lm

## ULTRA BLUE

- Color temperature 470nm (the color that travels further in salt water than any other)
- Fixture Lumens : 835 lm
- Fixture Lumens Lowlight Conditions : 14,100 lm



## TECHNICAL SPECIFICATIONS

- Gen 4 LED technology
- 3 year warranty on internals
- 6 year housing warranty
- Patented, High-Tech chemically resistant polymer housing
- Internally serviceable and upgradable
- 12 or 24 volt dc
- Current draw of less than 2.6 amps @ 12 volt or 1.3 amp @ 24 volt
- No bonding to anodes required
- Meets world EMI standard
- Throws both a deep penetrating and wide flat beam of light from the one unit
- No lens seals to deteriorate or leak
- Serviceable driver module
- 3.7 metre (12 feet) of tinned marine cable
- Easy low cost 2-wire installation
- 75mm/3" thru-hull fitting
- All new combination optic with increased horizontal spread



# GEN 4 18 TRI SERIES

**THE COLOURFUL TRI SERIES IS ALL ABOUT OFFERING CHOICE. DECIDING WHICH AQUALUMA PRODUCT TO PURCHASE HAS JUST BEEN MADE EASIER.**

The Tri Series combines the brilliance of the blue and white LEDs within the body of the 12 and 18 Series and offers customers the choice of two colours (9 blue and 9 white LEDs) in the one housing. Choose to operate just one colour, or run them together to get a mix of the two, at an intensity that is equal to the 18 Series. Manufactured in the incredibly robust one-piece, corrosion-proof and injection-molded polymer housing. As part of the Thru-Hull range, the 18 Series features Aqualuma's 6 year housing warranty with a 3 year warranty on internals.

## BRILLIANT WHITE

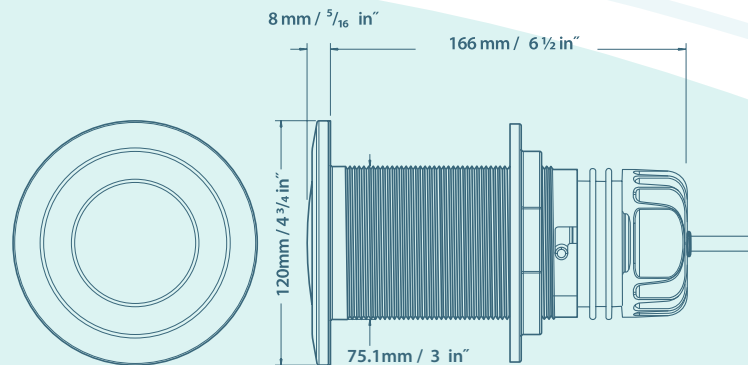
- Color temperature 9000
- Fixture Lumens : 1075 lm
- Fixture Lumens Lowlight Conditions: 2475 lm

## ULTRA BLUE

- Color temperature 470nm
- Fixture Lumens : 418lm
- Fixture Lumens Lowlight Conditions : 7,050 lm

## BLUE / WHITE TRI

- Fixture Lumens : 1,493lm
- Fixture Lumens Lowlight Conditions : 9,525 lm



## TECHNICAL SPECIFICATIONS

- Gen 4 LED technology
- 3 year warranty on internals
- 6 year housing warranty
- Patented, High-Tech chemically resistant polymer housing
- Low dc current draw, 12 or 24 volt dc
- 2 colours in the one unit can be run individually or together
- Internally serviceable and upgradable
- Can be operated in or out of the water
- Meets World EMI standard
- No bonding to anodes required
- Operating current:
  - with 1 of either colours: less than 1.3 amps @ 12 volt
  - with both colours: less than 2.6 amps @ 12 volt
- Serviceable driver module
- Throws both a deep penetrating and wide flat beam of light from one unit
- 75mm/3" thru-hull fitting
- All new combination optic with increased horizontal spread



# GEN 4 FF12 SURFACE MOUNT

**THE FF12 SURFACE MOUNT OFFERS THE ULTIMATE PERFORMANCE  
WHERE A SURFACE MOUNTED UNDERWATER LIGHT IS THE ONLY OPTION.**

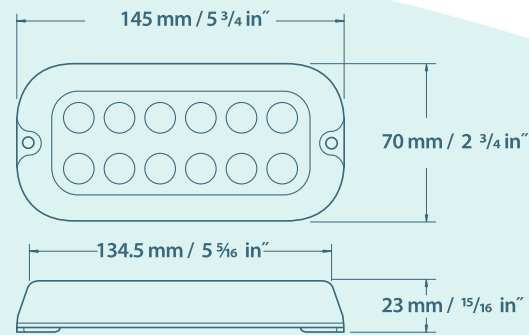
The FF12 has a new design, higher output and built in thermo control allowing greater life and wider applications. The FF12 caters to all boats where a Thru-Hull fitting is not possible. The FF12 is a fully self contained fitting with a simple 2 wire installation. It produces both distance and width and can be mounted on any flat surface.

## BRILLIANT WHITE

- Color temperature 9000 to 10000 degrees Kelvin (the colder the white the further it travels in water)
- Fixture Lumens : 2,000 lm
- Fixture Lumens Lowlight Conditions: 4,390 lm

## ULTRA BLUE

- Color temperature 470nm (the color that travels further in salt water than any other)
- Fixture Lumens : 600 lm
- Fixture Lumens Lowlight Conditions : 10,460 lm



## TECHNICAL SPECIFICATIONS

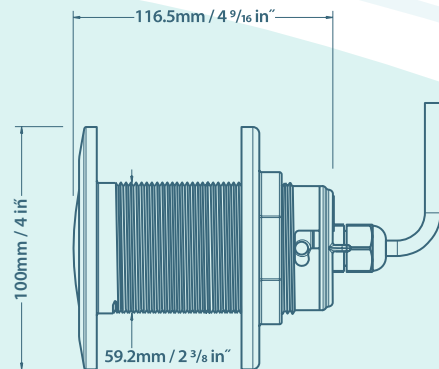
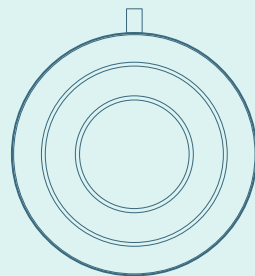
- Cable length 2 metres (6 feet) of tinned submersible cable
- Cable diameter 6mm/¼ inch
- Can accept 12 or 24 volt dc
- Current draw less than 2 amps @ 12 volt dc and 1 @ 24 volt dc
- High-tech polymer housing
- Reverse polarity protected
- Long life, high output 12 LED light engine
- Low cost installation
- Fitting kit contains mounting screws and drilling template
- Recommended for any vessel where thru-hull applications are not suited
- Available in Brilliant White and Ultra Blue
- 2 year warranty



# LUMA-VU

## FOR THOSE CURIOUS TO FIND OUT WHAT LIES BELOW THE OCEAN'S GLASSY SURFACE, LET THE LUMA-VU CAMERA SHOW YOU.

The Luma-Vu Camera gives you a crystal clear view of what's happening in the ocean beneath you. Simply flick the switch and a kaleidoscope of colour will be revealed. Manufactured with Aqualuma's famous corrosion-proof, injection-moulded polymer housing, this high resolution colour CCTV camera is virtually bullet proof (and definitely shark proof!). Luma-Vu will connect to any video input and continues Aqualuma's commitment to enhance your boating experience.



## TECHNICAL SPECIFICATIONS

- 2 year warranty
- Colour CCTV camera
- Hi res 520 TV lines
- NTSC or Pal Format
- Scanning system NTSC 525 lines, PAL 625 lines
- 3.6mm lens = 92° viewing angle
- 12 volt dc power source (tolerance 10-15 volt)
- Operating current 130 mA
- Sony image sensor
- Front face and sealing flange 110mm/4.33"
- Overall length 110.5mm/4.35"
- Hole saw size 60mm/2 3/8"
- Supplied with 15 metre (49 feet) of video and power supply cable.
- Scratch resistant polymer housing
- Auto iris
- Luma Vu Camera is mounted in a 6 Series housing (60mm 2 3/8" cut out)

# GEN 4 DOCK LIGHT

## AQUALUMA'S PREMIUM QUALITY DOCK LIGHT ILLUMINATES MARINA'S AND DOCKS WORLDWIDE.

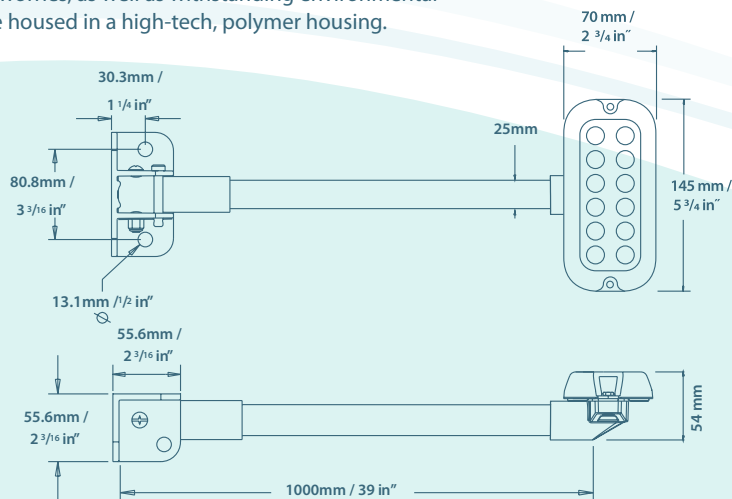
The all new Dock Light is a totally redesigned light and has a greater output than its predecessor. With 12 high powered LED's and new optics certain to offer a fantastic light display to docks and marina's. The Dock Light has no metal parts in contact with the water and its leak proof construction eliminates corrosion worries, as well as withstanding environmental forces. Incredibly durable, its 12 LEDs are housed in a high-tech, polymer housing.

### BRILLIANT WHITE

- Color temperature 9000 to 10000 degrees Kelvin (the colder the white the further it travels in water)
- Fixture Lumens : 2,000 lm
- Fixture Lumens Lowlight Conditions: 4,390 lm

### ULTRA BLUE

- Color temperature 470nm (the color that travels further in salt water than any other)
- Fixture Lumens : 600 lm
- Fixture Lumens Lowlight Conditions : 10,460 lm



## TECHNICAL SPECIFICATIONS

- Cable length 6 metres (19.6 feet) of tinned submersible cable
- Cable diameter 6mm/¼ inch
- Can accept 12 or 24 volt dc
- Current draw less than approximately 2 amps @ 12 volt dc and 1 @ 24 volt dc
- High-tech polymer housing
- Reverse polarity protected
- Long life, high output 12 LED light engine
- Low cost installation
- Fiberglass pole, nylon mounting bracket and 316 S/S pin included
- Quick release bracket system for ease of cleaning
- Available in Brilliant White and Ultra Blue
- 2 year warranty





# SPREADER LIGHT 12

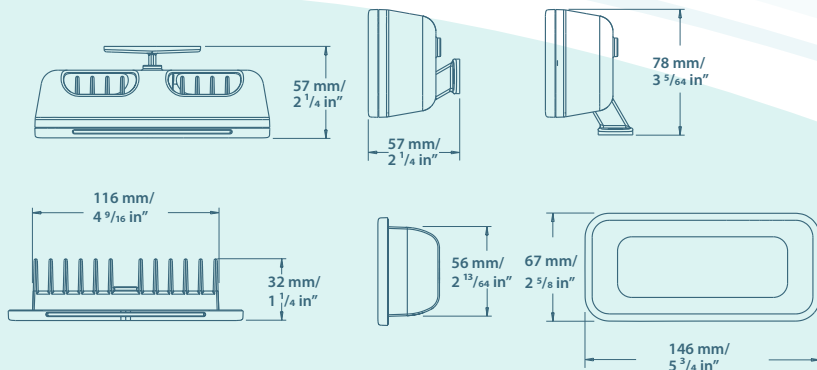
**THE NEW SL12 COMES IN TWO VERSIONS: FLUSH MOUNT AND BRACKET MOUNT ALLOWING FUNCTIONALITY AND SMOOTH STYLING FOR A WIDE RANGE OF APPLICATIONS.**

The very powerful SL12 has built in thermo control to monitor heat and will automatically ramp itself down if left on during excessively hot days.

The SL12 is available in flush or bracket mount versions. Either are easy to install, offering a fantastic output and neat appearance. Manufactured in marine grade aluminium and powder coated with a stainless steel or white bezel.

## BRILLIANT WHITE

- Color temperature 8000 degrees Kelvin
- Fixture Lumens : 2,000 lm



## TECHNICAL SPECIFICATIONS

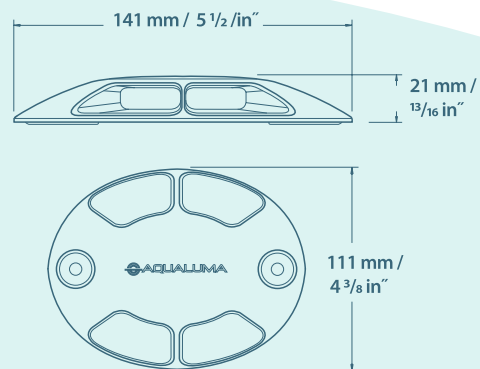
- Cable length 2 metres (6 feet)
- Current draw less than 2 amps @ 12 volt dc
- Reverse polarity protected
- Available in flush or bracket mount
- 8000k White
- Long life, high output 12 LED light engine
- White or S/S bezel
- Can accept 12 or 24 volt dc
- Recommended for any vessel where quality deck lighting is essential
- Powder coated aluminium housing with scratch resistant polymer lens
- Very wide beam to illuminate large areas
- 2 year warranty



# PATHWAY LIGHT

**THE PATHWAY LIGHT CASTS A FLAT BEAM OF LIGHT IN TWO DIRECTIONS FOR MARINAS, WALKWAYS, GENERAL LAND BASED PATHWAYS AND WALL WASH APPLICATIONS.**







Made from die cast stainless steel, this light is designed for many applications including marina walkways, driveways, parks and anywhere an illumination is required without glare. The Pathway Light throws a flat, wide beam to produce accent lighting and safety lighting to areas where pedestrian traffic is likely. Colours can be mixed: For example it can be white on the path side and green on the lawn side. Also available in a white and blue combination for marina's. Combinations can be customized.



## TECHNICAL SPECIFICATIONS

- 12V AC / DC
- 2 year warranty
- Current draw less than .2 of an amp @ 12 v
- Reverse polarity protected
- Low cost install
- Long life, high output LEDs
- Strong enough to be driven over
- Super slim profile
- Throws a wide flat beam with no upwards glare
- IP 66 Rated
- Housing 316 marine grade S/S
- Available in various combinations: white/white, white/blue, white/green, blue/blue, green/green and blue/green

# LIGHT FITTING GUIDE

Boat Length		10-25 Ft	25-35 Ft	35-45 Ft	45-60 Ft	60-80 Ft	80-200 Ft
		3-7.5 Mtr	7.5-10.5 Mtr	10.5-14 Mtr	14-18 Mtr	18-24 Mtr	24-60 Mtr
1 Series		✓✓✓✓	✓☑	✕✕	✕✕	✕✕	✕✕
6 Series		✓✓✓✓	✓✓✓✓	✓✓✓✓	✓☑	✓☑	✕✕
12 Series		✕☑	✓✓✓✓	✓✓✓✓	✓✓✓✓	✓☑	✓☑
18 Series		✕☑	✓☑	✓✓✓✓	✓✓✓✓	✓✓✓✓	✓✓✓✓
Tri Series 18		✕☑	✓☑	✓✓✓✓	✓✓✓✓	✓✓✓✓	✓✓✓✓
FF12		✓☑	✓✓✓✓	✓☑	✕✕	✕✕	✕✕

Legend	✓✓✓✓	✓☑	✕✕	☐
	Highly Recommended	Recommended. There are better options	Not Recommended	Recommended for boats permanently in the water

Please note the above chart is a guide only. Consult an Aqualluma dealer if you require additional assistance.

# UPGRADE TO GEN 4

Did you know that all Aqualuma Thru-Hull fittings can be upgraded to the latest generation, with one simple process shown below. This upgrade can be done while the boat is in the water.



Twist end cap clockwise and remove old internals.



Slide new Generation internals into housing.



Twist cap anti clockwise, connect wire and you are done.

## NOTES





## **Designed and manufactured in Australia**

124 Siganto Drive, Helensvale, Queensland, Australia 4212

Ph: +61 75519 4555 | Fax: +61 7 5519 4177

info@aqualuma.com | www.aqualuma.com

\*All information contained in this brochure is correct at time of publication. All specifications are subject to change.