

Miscellaneous

All kinds (standard or custom) of accompanying pillars are available like: Entry/Exit pillars with card readers and intercom, Pillars with embedded traffic lights, Fixed pillars and special pillars with embedded ANPR cameras.



Manual retractable
pillars & fixed

Contact

ST&D Apeldoorn B.V.

Hoornaar 20

7317 BM Apeldoorn

The Netherlands



Tel. +31 55 366 85 79

info@st-d.nl

www.st-d.nl



CityPillar

MegaPillar

GateOne

Manual retractable
pillars & fixed

Accompanying
pillars

Special pillars
for ANPR

Look & Feel in Stainless Steel



CITYPILLAR • MEGAPILLAR • GATEONE • MANUAL RETRACTABLE PILLARS & FIXED
ACCOMPANYING PILLARS • SPECIAL PILLARS FOR ANPR

Special
pillars for
ANPR


Look & Feel in Stainless Steel

www.st-d.nl



CityPillar

CityPillars is a high quality and reliable retractable bollard made of Stainless Steel 316. That makes it a durable product that looks great everywhere for the long-term.



Specifications
Diameter 168mm and 273mm
Height above pavement 500mm or 700mm
Stainless Steel 316, brushed
Wall thickness 4mm
Electrohydraulic drive

Options
Accompanying traffic light pillars
Circular LED light for visibility
Safety sensors (loops, photocell)
Access Control System
Vehicle Identification (ANPR, RFID)
Video, Intercom

Applications
Inner city pedestrian zones
Restricted areas
Access control private property



MegaPillar

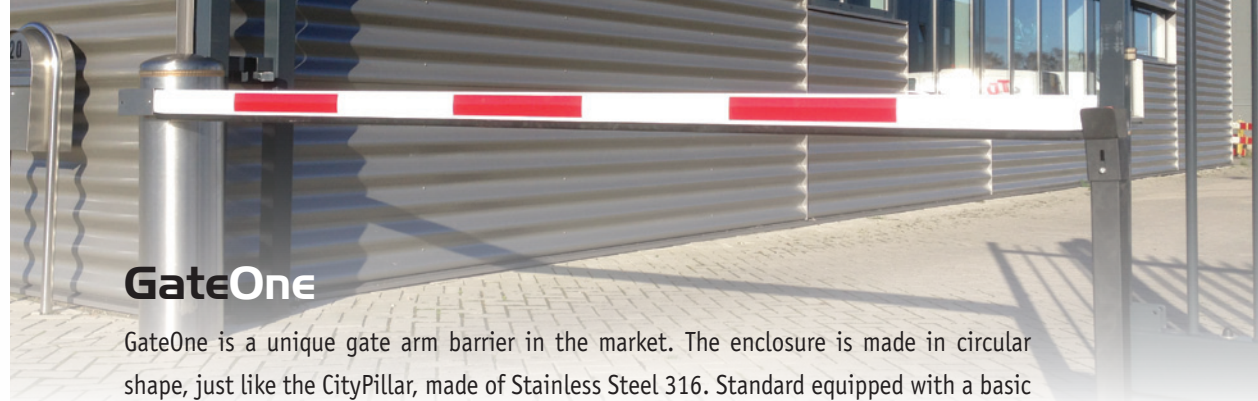
MegaPillar is an impressive retractable bollard with an outer diameter of 600mm. MegaPillar is an extremely robust product that can withstand the impact of vehicles and continue to work.



Specifications
Diameter 600mm
Height above pavement 700mm
Stainless Steel 316, brushed
Wall thickness 10mm
Electrohydraulic drive


Options
Accompanying official traffic lights
Circular LED light for visibility
Safety sensors (loops)
Access Control System
Vehicle Identification (ANPR, RFID)
Video, Intercom

Applications
Bus lanes
Industrial zones
Secondary roads for authorized vehicles



GateOne

GateOne is a unique gate arm barrier in the market. The enclosure is made in circular shape, just like the CityPillar, made of Stainless Steel 316. Standard equipped with a basic controller.



Specifications
Diameter housing, 273mm
Barrier height above pavement 900mm
Length of gate arm up to 5m50
Barrier diameter 80mm
Single phase frequency controlled AC drive

Options
Choice of single or double shaft drive
Circular LED light green/red for access
Safety sensors (loops, photo cell, radar)
Gate arm tip support, locking magnet
Access Control System
ANPR, RFID, Video, Intercom

Applications
Parking
Recreational areas
Access to industrial premises