



Trusted Name, Proven Value

49 E Yew Street
Sturgeon Bay, WI 54235 USA
marinetravelift.com

sales@marinetravelift.com

Phone: +1.920.743.6202

Fax: +1.920.743.1522

#marinetravelift



Information contained within this brochure is believed to be correct at time of printing. Not all accessories shown in photos or described may be available as standard equipment or as an option. Options, features and specifications are subject to change without notice.



MOBILE BOAT HOISTS

Superior performance.
Global leadership.



It takes integrity and performance
to build a reputation of reliability.



1000 C - Virginia, USA

Performance is the expectation. Downtime is never an option. At Marine Travelift, we understand your boat yard relies upon durable, versatile machines. Machines built to hoist your heaviest loads safely and efficiently for decades to come.

After over 60 years designing, building and supporting world-class mobile boat hoists, we continue to deliver the hardworking solutions the marine industry trusts and counts on to lift and haul the full spectrum of vessels with confidence.

There's one reason Marine Travelift has remained the number one boat hoist manufacturer in the world: Reliability.

Solutions that keep your machines working hard.


Our priority is to meet or exceed your specifications using the highest safety and performance standards. So whether you need to lift 15-ton sailboats or 1,500-ton megayachts, your boathoist will perform with best-in-class efficiency, durability and versatility.

We work directly with our worldwide network of distributors to make sure you get the machine you need and the support you deserve. From design to delivery and beyond, our team of engineers, technicians and industry experts helps to ensure your machine performs at its best, day in and day out.

- **Genuine Marine Travelift replacement parts** are made specifically to match the original specifications of your machine
- **Local support** works directly with our team to diagnose and coordinate repairs and minimize downtime
- **Experienced field service technicians** are ready to be dispatched for on-site analysis and repairs
- **In-house technical support** will work with you and your local dealer to find solutions that keep your machine functioning at peak performance



85 BFMII - California, USA



200 CII - Washington, USA



BFMII Series



75 BFMII - California, USA



35 BFMII - Applecross, Australia



50 BFMII - Florida, USA



100 BFMII - British Columbia, Canada

Strength, speed, and precision for everyday performance.

BFMII Series mobile boat hoists deliver the speed to keep the highest traffic marinas on schedule and the precision to fit vessels into the tightest spaces.

Lift and move a wide variety of small and mid-sized vessels with confidence and efficiency – from emergency response boats to catamarans and more.

BFMII boat hoists provide the durability, versatility and performance your marina needs to get the job done day after day.

STANDARD FEATURES



PIVOT TRUNNION

Reduce structural stress and travel over uneven ground.



SLING ADJUST

Easily improve load balance and avoid sensitive elements on the hull.



MECHANICAL 90 DEGREE 2-WHEEL STEERING

Get vessels exactly where they need to be, easily and efficiently.



STAINLESS STEEL TUBING

Prevent corrosion in harsh marine environments.



BOLTING FLANGE

Reconfigure the hoist to meet various hull requirements.



REMOTE DIAGNOSTICS


Immediate factory assistance upon operator access with additional cell phone, lap top, and tablet diagnostic readouts abilities.

OPTIONS



CUSTOMIZABLE HEIGHT & WIDTH

Hoists are available in custom sizes to meet the requirements of your yard.



TOP BEAM EXTENSION

Provide additional clearance without needing to adjust vessel's rigging. Increase your operator's visibility and improve safety and maneuverability.




WIRELESS REMOTE CONTROL

MODEL	CAPACITY
15 BFMII	33,000 LBS. / 15,000 KG
25 BFMII	55,000 LBS. / 25,000 KG
35 BFMII	77,000 LBS. / 35,000 KG
50 BFMII	110,000 LBS. / 50,000 KG
75 BFMII	165,000 LBS. / 75,000 KG
85 BFMII	187,000 LBS. / 85,000 KG
100 BFMII	220,000 LBS. / 100,000 KG

Please visit marinetrauelift.com for a complete and current list of available features and options for each BFMII Series mobile boat hoist.

C-Series



820 C - NEW JERSEY, USA



300 CII - Alaska, USA



700 C - Perak Darul Ridzuan, Malaysia



1000 C - Virginia, USA

Proven durability for decades of productivity.

MarineTraveliftC-Seriesmobileboathoistsproveit’spossibletoliftandhaultheheaviestvesselswhileimprovingtheproductivityofyour boat yard.

Everyboathoistisdesignedwiththeversatilitytoliftthefullspectrumofvesselsthatrelyonyouroperations.Whetheryouneedtolifttall megayachts,longbargesorsmallerfishingboats,C-Seriesboathoistshavethestrengthtowithstandharshmarineconditionsandyearsof service at peak performance levels.

STANDARD FEATURES



PIVOT TRUNNION
Reduce structural stress and travel over uneven ground.



SLING ADJUST
Easily improve load balance and avoid sensitive elements on the hull.



STEEL STRUCTURE
Built with 100% US made steel, it is designed so that no section or part of the structure undergoes a force greater than 65% of yield material under extraordinary circumstances.




ALL WHEEL ELECTRONIC STEERING
Maximize your machine’s versatility, maneuverability and precision in confined yard spaces.

*Option for 150CII-400C



BLOCK & SPREADER CONFIGURATION
Accommodate diverse hull configuration without overloading slings.




HOIST EQUALIZATION
Prevents hull damage and balances loads with continuous reeving system.



REMOTE DIAGNOSTICS
Immediate factory assistance upon operator access with additional cellphone, lap top, and tablet diagnostic readouts abilities.

OPTIONS



CUSTOMIZABLE HEIGHT & WIDTH
Hoists are available in custom sizes to meet the requirements of your yard.



CUSTOMIZED SPREADER BARS
Solve the most challenging lifting requirements with customized spreader bars.

MODEL	CAPACITY
150 CII	330,000 LBS. / 150,000 KG
150TG	330,000 LBS. / 150,000 KG
200 CII	440,000 LBS. / 200,000 KG
250 CII	550,000 LBS. / 250,000 KG
300 CII	660,000 LBS. / 300,000 KG
400 C	880,000 LBS. / 400,000 KG
500 C	1,100,000 LBS. / 500,000 KG
550 C	1,200,000 LBS. / 550,000 KG
620 C	1,364,000 LBS. / 620,000 KG
700 C	1,540,000 LBS. / 700,000 KG
820 C	1,804,000 LBS. / 820,000 KG
1000 C	2,200,000 LBS. / 1,000,000 KG
1250 C	2,750,000 LBS. / 1,250,000 KG
1500 C	3,307,000 LBS. / 1,500,000 KG

Please visit marinetravelift.com for a complete and current list of available features and options for each C-Series mobile boat hoist.